

SABBATH MODE: REFRIGERATORS

“How To” Instructions

WHAT IS ‘SABBATH MODE’?



(For use on the Jewish Sabbath & Holidays)

For more info please visit the web at <http://www.star-k.org>

What is Sabbath mode?

Sabbath mode is a feature that enables a customer to turn the lights off in the refrigerator in order to comply with the rules of the Jewish Sabbath, which is generally from sundown on Friday night to sundown on Saturday night, though there are other holy days during the year when these rules may also apply. During the Sabbath, orthodox Jews are forbidden from doing any work such as opening the refrigerator door and having a light turn on.

Instructions for Samsung Refrigerators

Attach a magnet where indicated in the following photos. The magnet needs to be fairly powerful to be effective, so many decorative refrigerator magnets will not work. For the customer to use this mode, they would probably need to purchase a strong, thin magnet from a store.

It's important to note that this trick works because it makes the refrigerator think the doors are closed when they're not, so the fans may come on when the doors are open and dissipate the cold air. *The magnets should be removed after the Sabbath is over.*


SABBATH MODE: FRENCH DOOR

“How To” Instructions

Model

Steps

Magnet placement in Refrigerator section for 2013 Models



Magnet placement in Refrigerator section for 2014 Models



- RF323TED
- RF23HCED
- RF28HFPD
- RF28HFED
- RF263BEA
- RF26HFPN
- RF26HFEN
- RF261BEA
- RF260BEA
- RF221NCT
- RF220NCT
- RF20HFEN
- RF18HFEN

Freezer section

Most French Door freezers have either a button on the left side wall that can be taped down to turn the lights off, or a sensor that can be activated by taping a magnet in place.

***Please be advised that this may not work on certain Samsung models.**


SABBATH MODE: 4 DOOR FRENCH DOOR

“How To” Instructions

Model

Steps

Magnet placement in Refrigerator section for 2013 Models



Magnet placement in Refrigerator section for 2014 Models



Flex Zone Drawer



Freezer section

Most French Door freezers have either a button on the left side wall that can be taped down to turn the lights off, or a sensor that can be activated by taping a magnet in place.

***Please be advised that this may not work on certain Samsung models.**

- RF23HSEB
- RF31FMES
- RF24FSED
- RF28HMEL
- RF31FMED
- RF28HMED
- RF25HMED

SABBATH MODE: FOOD SHOWCASE

“How To” Instructions

Model

Steps

RF30HBED
 RF30HDED
 RF28HDED
 RF23HTED
 RH29H9000
 RH22H9010
 RH29H8000
 RH22H8010

Refrigerator section



Freezer section

Most French Door freezers have either a button on the left side wall that can be taped down to turn the lights off, or a sensor that can be activated by taping a magnet in place.

***Please be advised that this may not work on certain Samsung models.**

SABBATH MODE: SIDE BY SIDE


“How To” Instructions

Model

Steps

Freezer

Refrigerator



RS25H5121
RS25H5111
RS25H5000
RS22HDPN



***Please be advised that this may not work on certain Samsung models.**

SABBATH MODE: CHEF FRIDGE

“How To” Instructions

Model

Steps

RF32H9960
RF32H9950

Refrigerator



Freezer and Convertible Zone



SABBATH MODE: RF32FMQ

“How To” Instructions

Model

Steps

RF32FMQ

Refrigerator

Tape flat magnets where indicated on the front side above refrigerator, and just inside the freezer and Convertible Zone cases (in front of the LED lights).

