

PureLine
Warming Drawers

ESW 6380 FB

ESW 6680

ESW 6880



PureLine Warming Drawer

ESW 6380 FB / ESW 6680 / ESW 6880



ESW 6380 FB

Features:

- Accommodates custom front panel
- Touch controls
- Fan-assisted heating system
- Time control, 4-hour timer
- Temperature settings from 104°F to 185°F
- Keeps food or plates and cups warm
- Non-slip liner
- Cool touch front
- Soft Open
- Auto Close
- Warm dishware for up to 12 people
- Sabbath Program
- Movable half rack insert allows food and dishware to be stored and warmed on two levels

ESW 6680

Features:

- Clean Touch Steel™ front with Silhouette handle
- Sensor Touch controls
- Fan-assisted heating system
- Time control, 4-hour timer
- Temperature settings from 104°F to 185°F
- Keeps food or plates and cups warm
- Non-slip liner
- Cool touch front
- Soft Open
- Auto Close
- Warm dishware for up to 12 people
- Sabbath Program
- Movable half rack insert allows food and dishware to be stored and warmed on two levels

ESW 6880

Features:

- Sensor Touch controls
- Fan-assisted heating system
- Time control, 4-hour timer
- Temperature settings from 104°F to 185°F
- Keeps food or plates and cups warm
- Non-slip liner
- Cool touch front
- Soft Open
- Auto Close
- Warm dishware for up to 12 people
- Sabbath Program
- Movable half rack insert allows food and dishware to be stored and warmed on two levels
- The simple yet sleek Silhouette handle seems to float enhancing its modern design lines.

Refer to page 7 for custom panel dimensions

PureLine Warming Drawer

ESW 6380 FB / ESW 6680 / ESW 6880



Comfort Handle:
Optional with ContourLine
(DS 6708 Item #09828380)

ComfortSwivel Handle:
Standard with ContourLine
Optional for PureLine
(DS 6718 Item # 09828390)

Silhouette Handle:
Standard with Pureline
Optional for Contourline
(DS 6808 Item # 09828400)

Silhouette Handle (Chrome):
Standard with BrilliantWhite
(DS 6808 Item # 09828410)

Silhouette Handle:
Standard with Truffle Brown
(DS 6808 Item # 09870690)

PureLine Warming Drawer

ESW 6380 FB / ESW 6680 / ESW 6880



SPECIFICATIONS	
ESW 6380 FB - Item # 30638052USA	
ESW 6680 - Item # 30668052USA	
ESW 6780 - Item # 30688052USA	
Overall Unit Width - Excluding Fascia Dimension	25 ¹⁵ / ₁₆ " (659mm)
Overall Height - Excluding Fascia Dimension	10 ⁹ / ₁₆ " (268mm)
Overall Depth - Excluding Fascia Dimension	23 ⁷ / ₈ " (606mm)
Overall Fascia Dimensions	29 ¹³ / ₁₆ " (757mm) W x 10 ¹³ / ₁₆ " (275mm) H x 1" (262mm) D
Built-In	
Minimum Cabinet Width	26 ⁵ / ₁₆ " — 28 ¹ / ₂ " (724mm)
Minimum Cabinet Depth	24" (610mm)
Minimum Cabinet Height	10 ⁵ / ₈ " (270mm)
Minimum Base Support	63 lbs
Minimum Shelf Spacing Between Stacked Product	³ / ₄ " (19mm)
Additional Cut-outs Required	No
Electrical	
Electrical Requirements	120V 15A 60 Hz
Power Cord	Molded NEMA 5-15 plug This appliance is equipped with a 5 ft (1.5 m) long power cord with a three-prong grounding plug ready for connection to a 120V, 15A, 60Hz power supply.
Cut Out for Power Cord	Yes
Electrical Rating	120V, 15A 60Hz, .72kW (120V)
Total Amps	6A on 120V
Shipping	
Shipping Weight	70 lbs
Shipping Dimensions	32 ⁷ / ₈ " W x 14 ³ / ₈ " H x 29 ⁷ / ₈ " L
Support	
Call	800.843.7231
20/20	☎2020technologies.com

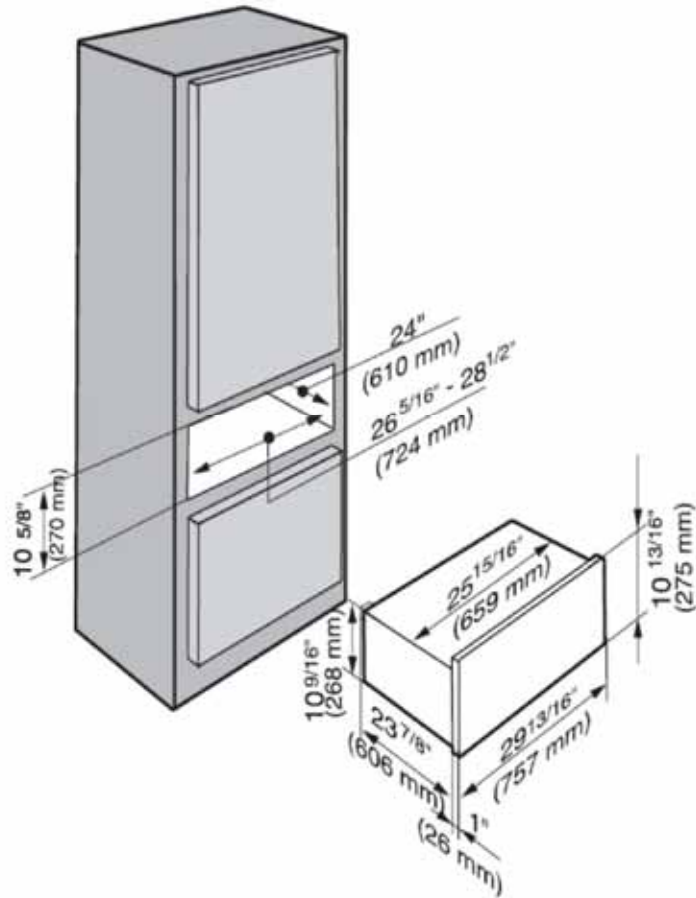
PureLine Warming Drawer

ESW 6380 FB / ESW 6680 / ESW 6880

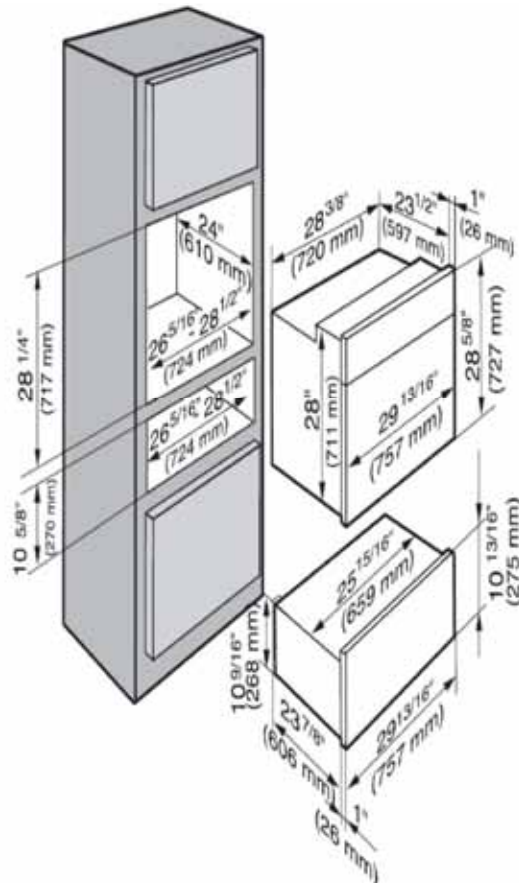


INSTALLATION SPECIFICATIONS

Solo Install

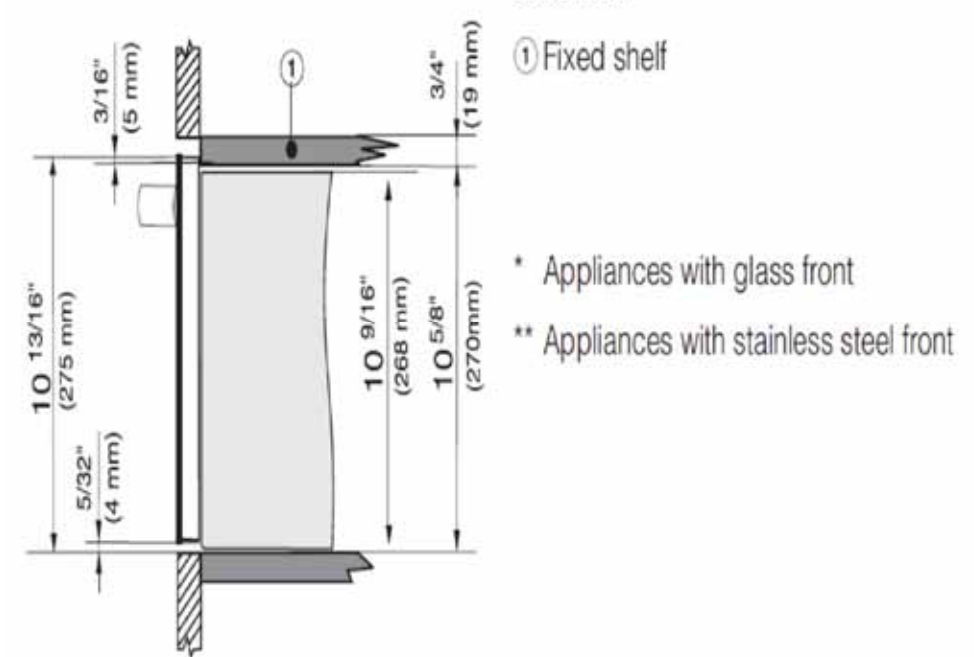


Install with 30" Oven

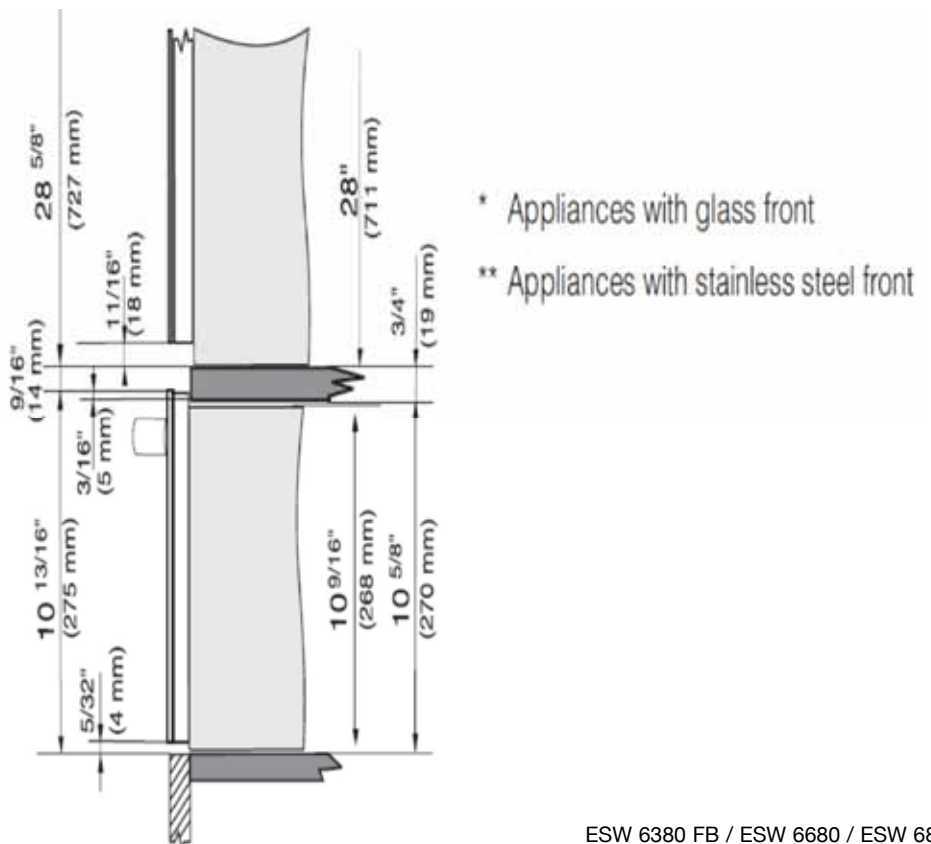


INSTALLATION SPECIFICATIONS

Side View



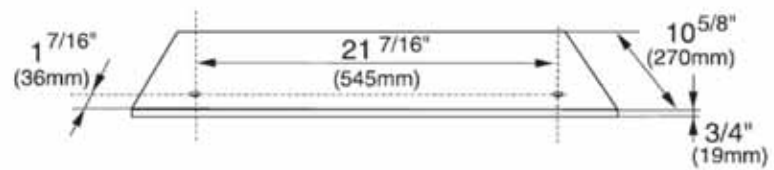
Side View with Oven



INSTALLATION SPECIFICATIONS

FB Panel Information

The front panel must be at least 3/4" (19 mm) thick and made of heat resistant material 140° F (60° C). The front panel, including handle, must not exceed 11 lb (5 kg) in weight.



remove the panel from the front of the drawer.

- Pre-drill the custom front panel (see illustration).
Ø 3/8" (10 mm), t = 3/8" (10 mm)