

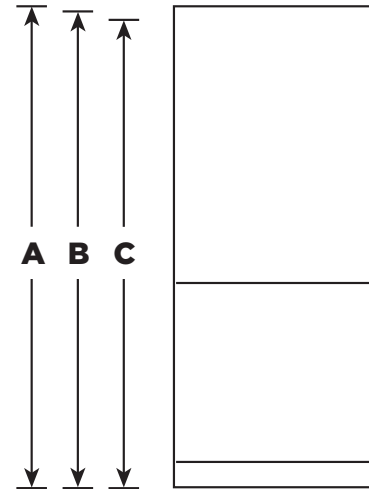
GDE21EMK/ESK

GE® Series ENERGY STAR® 20.9 Cu. Ft. Bottom-Freezer Refrigerator

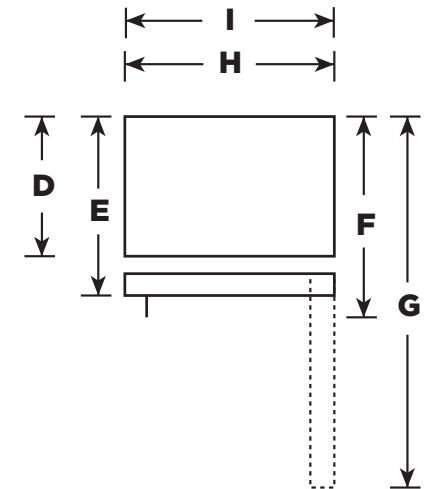
DIMENSIONS AND INSTALLATION INFORMATION (IN INCHES)

OVERALL DIMENSIONS	Height to top of door (in.) A	69-7/8
	Height to top of hinge (in.) B	69-3/4
	Height to top of case (in.) C	68-5/8
	Case depth without door (in.) D	29-3/4
	Case depth less door handle (in.) E	34-1/8
	Case depth with door handle (in.) F	36-5/8
	Depth with fresh food door open 90° (in.) G	61-1/4
	Width (in.) H	29-3/4
	Width with door open 90° inc. door handle (in.) I	33-7/8
AIR CLEARANCES	Each side (in.)	1/8
	Top (in.)	1
	Back (in.)	2

FRONT VIEW



TOP VIEW



GE APPLIANCES

For answers to your Monogram, GE Profile™ Series or GE® Series appliance questions, visit our website at geappliances.com or call GE Answer Center service, 800.626.2000.



Listed by
Underwriters
Laboratories



As an ENERGY STAR® partner, GE has determined that this product meets the ENERGY STAR guidelines for energy efficiency.

GDE21EMK/ESK

GE® Series ENERGY STAR® 20.9 Cu. Ft. Bottom-Freezer Refrigerator

FEATURES AND BENEFITS

30" wide

LED lighting – Find exactly what you’ve been looking for under crisp, clear lighting

Sliding snack drawer – Make more space, exactly where you need it, with a drawer that moves across the entire width of the fresh-food section

Factory-installed icemaker – Refrigerator comes ready to automatically create ice


Advanced water filtration uses MWF replacement filter

Upfront temperature controls with actual temperature display – Easy-to-reach controls display accurate temperatures

Turbo Cool setting – Drops interior temperature to maintain freshness after frequent openings

Model GDE21ESKSS – Stainless steel

Model GDE21EMKES – Slate



GE APPLIANCES



As an ENERGY STAR® partner, GE has determined that this product meets the ENERGY STAR guidelines for energy efficiency.