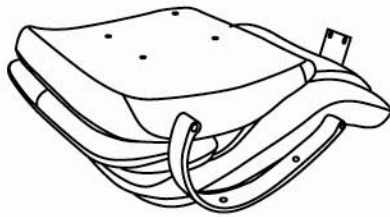








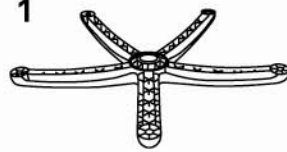


**Please unscrew all hardware from cushion before assembly.**  
**Por favor de destornillar todos los tornillos del cojín antes de ensamblar la silla.**


MODEL: B9221 9226 W/TU007

(1)x1		(2)x5	
			
Back & Seat W/ ARMS		Caster	
(3)x1	(4)x1	(5)x1	
			
Mechanism	Gas Lift W/ Cover	5-Star Base	
<p><b>Customer Service Hotline: 1-800-593-1888</b>  <b>For further assembly instructions,</b>  <b>please visit our website at <a href="http://www.bosschair.com">www.bosschair.com</a></b></p>			
(A)*4PCS		M8X22 Mechanism Screws	
(B)*4PCS		M8X30 Back Bar Screws	
(C)*4PCS		ARM CAP	
(D)*1PC		ALLEN KEY	

**1**



**PUSH IN**  
\*You may use a mallet if necessary.



**2**



**3**



Ax4

**4**



**5**



Bx4

**6**



D

**7**





Cx1

**Note: Please tighten all arm screws using allen key before step 7**

**Insert and loosely tighten all screws. When assembly is completed, fully tighten all screws before using. This chair is only intended for sitting. Any other use will void the warranty.**



>250LB