

## GAS COOKTOPS


RVGC3301-5B – 30" WIDE

RVGC3361-5B – 36" WIDE




### Features and Functions

- Wide variety of BTU ratings to accommodate all types of surface cooking needs
- 30" wide model – 5 burners
  - Left front – 9,100 BTU
  - Left rear – 9,100 BTU
  - Center – 17,000 BTU
  - Right front – 12,000 BTU
  - Right rear – 5,000 BTU
- 36" wide model - 5 burners
  - Left front – 9,100 BTU
  - Left rear – 9,100 BTU
  - Center – 17,000 BTU
  - Right front – 12,000 BTU
  - Right rear – 5,000 BTU
- Sealed burners with aluminum flame ports and porcelainized, cast-iron burner caps
- **Exclusive** – SureSpark™ Ignition System
- Automatic electronic spark ignition/re-ignition surface burners light at any position on the knob and re-light if extinguished, even on lowest setting



30" Wide Gas Cooktop



36" Wide Gas Cooktop

### Easy Operation and Cleanup

- Permanently sealed burners – spills cannot enter burner box
- One-piece, extremely durable steel top with separate spill collection areas
- Durable metal die-cast knobs with child-proof, push-to-turn safety feature
- Customer-removable knobs, grates, and burners/caps for easy cleaning
- Continuous grate design for easy movement of pots and pans
- Overall/burner box dimensions designed to fit majority of similarly sized cooktop cutouts

### Installation Accessories

- LP conversion kit (RDLPKC)

### Finish

- Available in Stainless Steel (SS)



– Finish designates top; all units have black porcelain grates and burner caps

### Warranty Highlights

- One-year full – complete product
- Ninety-day full – cosmetic parts such as glass, painted items, and decorative items
- Five-year limited – surface burners

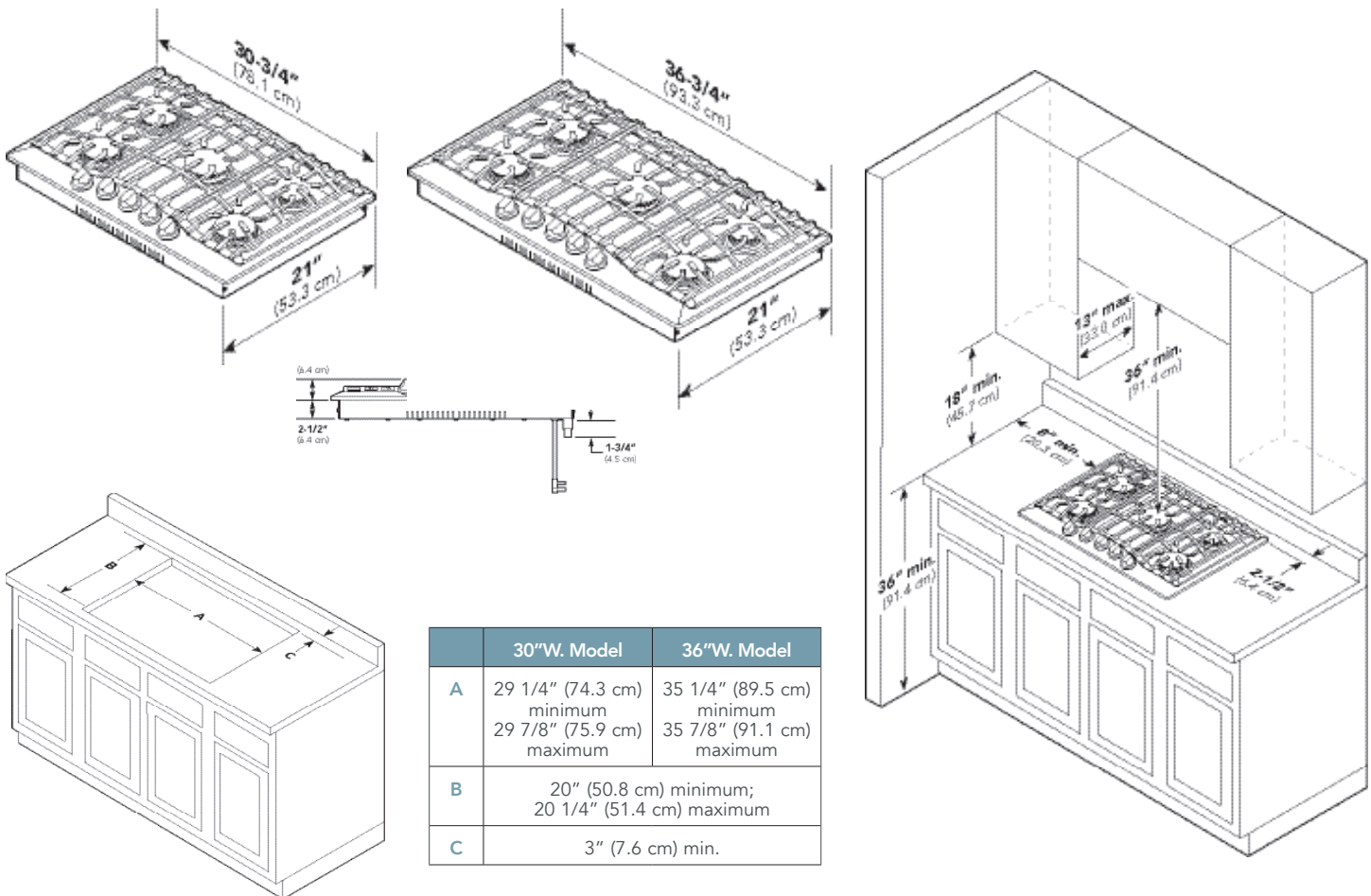
# GAS COOKTOPS

RVGC3301-5B – 30" WIDE

RVGC3361-5B – 36" WIDE



DESCRIPTION	GAS 30" AND 36" WIDE COOKTOPS	
	RVGC3301-5B	RVGC3361-5B
Overall Width	30 3/4" (78.1 cm)	36 3/4" (93.3 cm)
Overall Height	4 3/8" (13.7 cm)	
Overall Depth	21" (53.3 cm)	
Cutout Width	29 1/4" (74.3 cm) minimum 29 7/8" (75.9 cm) maximum	35 1/4" (89.5 cm) minimum 35 7/8" (91.1 cm) maximum
Cutout Height	3 1/8" (7.9 cm)	
Cutout Depth	20" (50.8 cm) minimum; 20 1/4" (51.4 cm) maximum	
Gas Requirements	Ships Natural or LP/Propane; Field convert with conversion kit (purchased separately); accepts standard residential 1/2" (1.3 cm) ID gas service line.	
Electrical Requirements	120VAC/60Hz; 4 ft. (121.9 cm), 3-wire cord with grounded 3-prong plug attached to product	
Maximum Amp Usage	2.0 amps	
Surface Burner Rating	Left Front – 9,100 BTU Left Rear – 9,100 BTU Center – 17,000 BTU Right Front – 12,000 BTU Right Rear – 5,000 BTU	Left Front – 9,100 BTU Left Rear – 9,100 BTU Center – 17,000 BTU Right Front – 12,000 BTU Right Rear – 5,000 BTU
Approximate Shipping Weight	49 lb. (22.0 kg)	74 lb. (33.3 kg)



	30"W. Model	36"W. Model
A	29 1/4" (74.3 cm) minimum 29 7/8" (75.9 cm) maximum	35 1/4" (89.5 cm) minimum 35 7/8" (91.1 cm) maximum
B	20" (50.8 cm) minimum; 20 1/4" (51.4 cm) maximum	
C	3" (7.6 cm) min.	



VIKING RANGE, LLC 111 FRONT STREET GREENWOOD, MISSISSIPPI 38930 USA

For detailed product information, model numbers, or to request a quote call 1-888-845-4641 or visit vikingrange.com  
© 2013 Viking Range, LLC I Specifications subject to change without notice.