

# COASTER® 300281

*Fine Furniture*

## SOFA BED

### ASSEMBLY INSTRUCTION COASTER FINE FURNITURE



[www.coastercompany.com](http://www.coastercompany.com)

06/26/2012

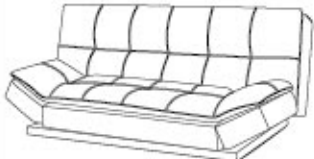



## Assembly Instruction

**ASSEMBLY TIPS:**

- 1.Remove hardware from box and sort by size.
- 2.Please check to see that all hardware and parts are present prior to start of assembly.
- 3.Please follow attached instructions in the same sequence as numbered to assure fast & easy assembly.

**Warning!**

- 1.Don't attempt to repair or modify parts are broken or defective, please contact the store immediately.
- 2.This product is for home use only and not intended for commercial establishment.

PARTS IDENTIFICATION				Z	HARDWARE PACKAGE		
A	BODY		1PCS	1	BOLT 1/4		8PCS
B	LEG		4PCS	2	ALLEN KEY		1PCS

STEP 1: USE ALLEN KEY TO TIGHTEN ALL THE BOLTS WHEN ATTACHING LEGS TO THE BODY.

