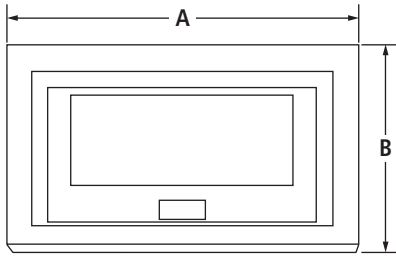


OVER-THE-RANGE MICROWAVE OVENS

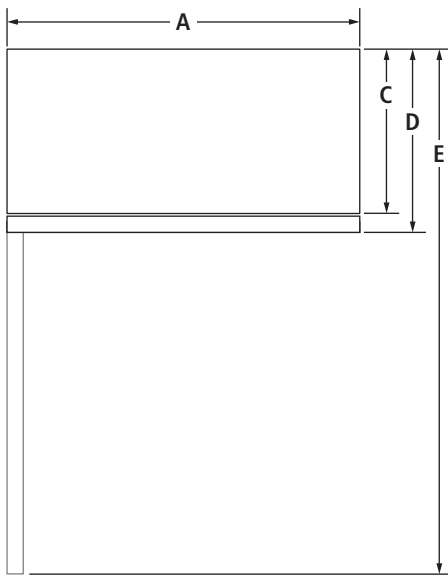
JMV9196C, JMV8208C – 29⁷/₈" x 17⁹/₁₆" x 16⁹/₁₆" – 17⁵/₁₆"

PRODUCT DIMENSIONS

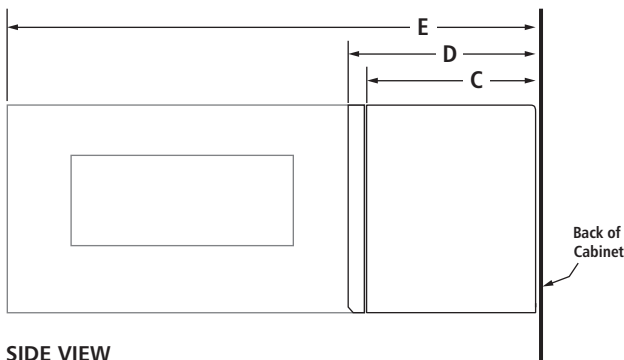


FRONT VIEW

MODEL #		JMV9196C	
		JMV8208C	
		in	cm
A	Overall width	29 ⁷ / ₈	76.0
B	Overall height	17 ⁹ / ₁₆	44.6
C	Depth without door	16	40.6
D	Depth with door	16 ¹⁵ / ₁₆ ± 3/8	43.0 ± 1.0
E	Depth with door open 90°	44 ⁷ / ₁₆	112.9



TOP VIEW



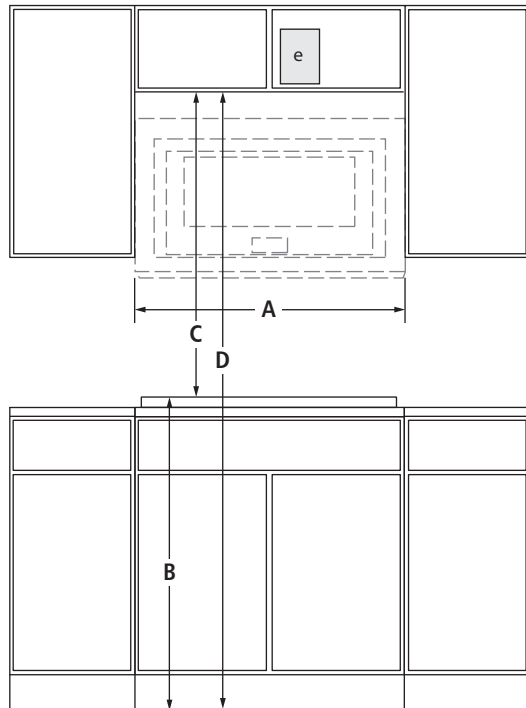
SIDE VIEW

IMPORTANT: Dimensional specifications are provided for planning purposes only. Do not make any cutouts based on this information. Refer to the Installation Guide *before* selecting cabinetry, verifying electrical/gas connections, making cutouts or beginning installation. All Jenn-Air® appliances are appropriately UL, CUL or CSA approved.

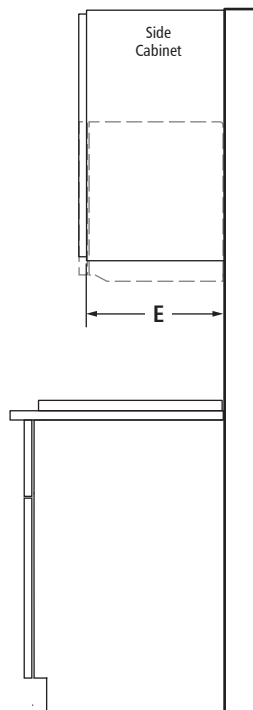
OVER-THE-RANGE MICROWAVE OVENS

JMV9196C, JMV8208C – 29⁷/₈" x 17⁹/₁₆" x 16⁹/₁₆" – 17⁵/₁₆"

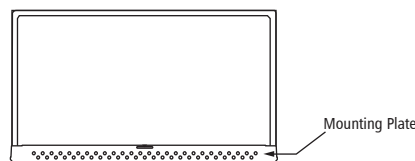
OPENING/CLEARANCE DIMENSIONS



FRONT VIEW



SIDE VIEW



BACK VIEW

MODEL #	JMV9196C JMV8208C	
	in	cm
A	Width of cabinet opening (min.)*	
B	Height from cooking surface to floor	
C	Suggested distance from top of cabinet opening to cooking surface	
D	Height from floor to top of cabinet opening (B + C = D)	
E	Depth of upper cabinet (min.-max.)	
e	Recommended electrical connection location	

*Optional filler kits available for width of 36" (91.4 cm)
Black: 8171337; Stainless Steel: 8171339

ELECTRICAL REQUIREMENTS

120 volt, 60 Hz, AC only, 15- or 20-amp fused, electrical supply is required. A time-delay fuse or dedicated circuit is recommended. Do not use an extension cord.

VENTING REQUIREMENTS

The microwave oven is factory set for recirculating ventilation. To vent through the roof or wall, refer to installation instructions for further information.

LOCATION REQUIREMENTS

Support structure must be able to support 150 lb (68 kg) including microwave oven and upper cabinet including contents.

Mounting plate must attach to a minimum of one 2" x 4" (5.1 cm x 10.2 cm) wall stud.

Minimum distance between a fixed wall on the hinged-side of the door and the microwave oven is 6" (15.2 cm).

IMPORTANT: Dimensional specifications are provided for planning purposes only. Do not make any cutouts based on this information. Refer to the Installation Guide before selecting cabinetry, verifying electrical/gas connections, making cutouts or beginning installation. All Jenn-Air® appliances are appropriately UL, CUL or CSA approved.