

## 30 INCH SLIDE-IN GAS RANGE


BGR30420SS / BGR30420CSS

### Contemporary European Design

Winner of the prestigious iF Design award, Blomberg ranges bring sophistication, thoughtfulness, and cutting-edge technology to the kitchen, harmonizing elegance with chef-worthy functionality with the effortless style your upscale home deserves. This balance is evident in every feature, from the sleek oven handle and sculpted ergonomic knobs to the beautiful LED lights under the bullnose that illuminate the controls and programmable electronic timer.



### In Harmony with Your Life



#### 18,000 BTU Burner

Ingenious Blomberg technology can actually help you refine your culinary skills! Flexible-power burners offer pre-set options for more precise cooking at different temperatures. The 18,000 BTU setting delivers high heat to speed up preparation with a fast boil or sizzle. Switching to the 675 BTU setting automatically adjusts to gentler heat, ideal for simmering delicate sauces, melting chocolate, or cooking fluffy rice like an expert.



#### Industry-leading Oven Capacity

Blomberg knows you can never have too much room in your oven, especially when you're entertaining. That's why we feature the largest oven capacity available in a 30-inch range, with 5.7 cu. ft. of cooking space to accommodate everything from holiday roasts to full-size commercial baking sheets. Dual interior lights and a large viewing window make it easy to monitor what's cooking.



#### Programmable Self-Clean Oven

Time is the ultimate luxury, and Blomberg ranges protect yours with high-tech programmable self-cleaning oven technology that lets you set exactly the right cycle. Set it for three hours, four hours, or five hours depending on the level of cleaning required. There's no need to scrub hard-to-reach surfaces, scrape up stubborn spills, or use harsh chemicals. At the end of the cycle, simply wipe away ash with a cloth.



#### Special Programs

Blomberg caters to the executive chef inside every home cook by offering professional-level assistance in the kitchen. Simply select one of the special pre-set options from the display menu for proofing bread, baking amazing pizza, or roasting the perfect turkey and the oven determines the correct cooking mode, temperature, and timing for you.



#### Auto Re-Ignition

Blomberg ranges are designed to be intelligent as well as stylish and efficient. Safety is built in, with automatic re-ignition should a gust of wind, a spill, or a boil-over extinguish the burner flame at any time during cooking.

## 30 INCH SLIDE-IN GAS RANGE

### BGR30420SS / BGR30420CSS



#### Cooktop

- 4 gas burners
- 18,000 Btu power burner with simmering
- Auto Re-Ignition
- Easy to clean enamel burner plate
- Electronic ignition knob integrated

#### Range

- Convection cooking
- Self-clean oven
- Industry leading oven capacity 5.7 cu. ft.
- Special programs (Bread,pizza,turkey)
- Sabbath mode
- Programmable electronic timer
- Cool touch door
- Full extension XL storage drawer
- 3 Wire heavy duty racks
- Gas safety valve
- Easy to clean enamel oven interior
- Interior lighting
- Adjustable feet
- LPG conversion kit

#### Accessories

- Side trim kit optional
- Island trim included
- Splash back (9" high) optional

#### Dimensions

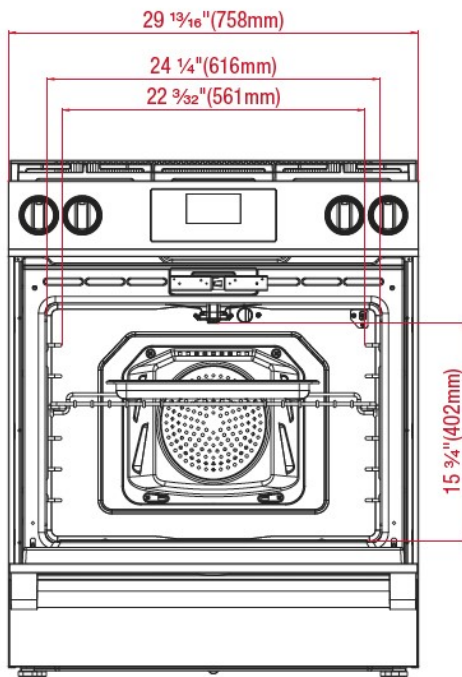
- H x W X D: 37 1/2" x 29 13/16" x 28 5/8"
- Height includes 1 1/2" for back guard
- Depth includes knobs & handle

GENERAL	BGR30420SS / BGR30420CSS
Type	Freestanding
Size	30"
Color	Stainless Steel
Side Walls	Black
Control type	LED Display
FUNCTIONS	
Multi-dimensional Cooking	No
Convention Cooking	Yes
Bottom Heater	Yes
Convection	Yes
Broiler	Yes
Broil	Electric
Convection broiler	Yes
Convection roast	Yes
True European convection	No
SPECIAL FEATURES	
12/24-hour clock format	Yes
Splash Back	Optional
Island Trim	Included
Simmering	Yes
Cooling Fan	No
Cavity Enameling Color	Black
Oven Lights	2 x Halogen
Adjustable Feet	Yes
Anti-tip (tilting) bracket	Yes
Bottom Compartment	Yes
Fuel Type	NG
LPG Conversion Kit	Yes
OVEN DOOR(S)	
Oven Glass Window	"O" Shaped Metal + Glass
Door Cooling System	Cool Door -4 Pane Heat Resistant Glass(fixed)
Net Capacity cu. ft.	5.7 cu. ft.
Bottom Heating Element Wattage	-
Upper Heating Element Wattage	-
Convection Element Wattage	-
Low Grill (Broil)	-
Grill (Broil)	-
ACCESSORIES / OVEN CAVITY	
Rack Positions	Stay in self clean – 6 levels
Telescopic Pull-out Shelf System	-
Pyrolytic Self Cleaning	Yes
Sabbath Mode	Yes
Broiler Pan	-
Wok adapter	Yes
Chromed racks	3
COOKTOP	
Zone Configuration	4 Gas
Front Left	12,500 BTU
Rear Left	4,000 BTU
Front Right	18,000 BTU
Rear Right	8,000 BTU
Central	-
Pan Support Type	Continuous cast iron
Pan Support Quantity	3
Gas Safety Device for hob	Re-ignition
Gas Safety Device for oven	Hot-wire
DIMENSIONS/WEIGHT	
Required cutout dim (H x W x D) (in)	36" x 30" x 25 1/2"
Overall dim - height	37 1/2"
Overall dim - width	29 13/16"
Overall dim - depth	28 5/8"
Weight (lb./kg)	276 lbs./125 kg
POWER / RATINGS	
KW/Amps rating at 240V, 60Hz	110-120 V 60 Hz
Supply Cord & Plug	USA-Canada
Cable	Yes
INSTRUCTIONS FOR USE	
Use & Care Manual	EN, SP, FR
Installation Manual	EN, SP, FR

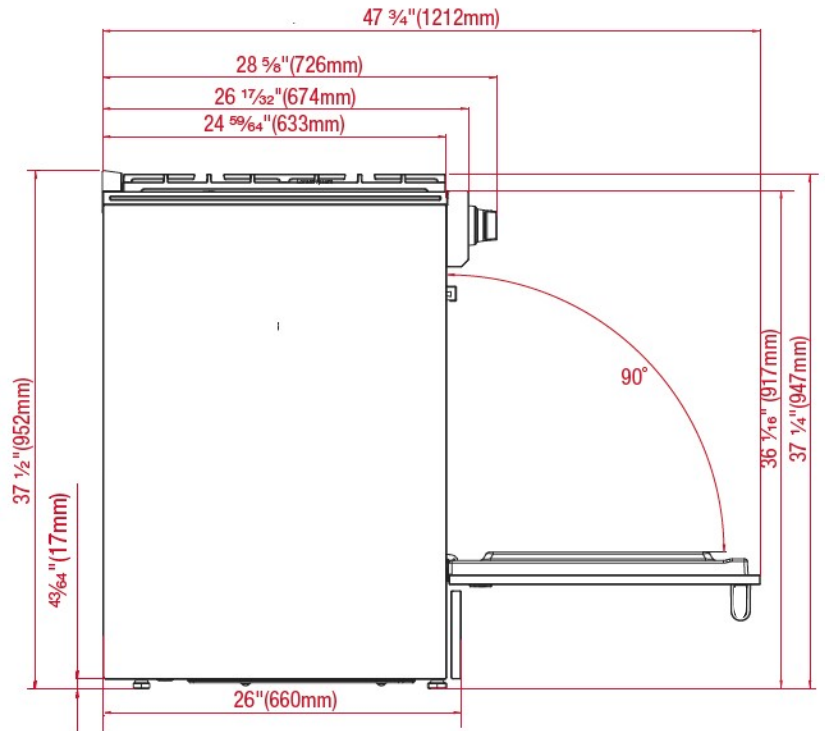
## 30 INCH SLIDE-IN GAS RANGE

BGR30420SS / BGR30420CSS

### Dimensions and Installation



Electrical



Cabinet

NOTE TO THE INSTALLER: All height, width and depth dimensions are shown in inches (as well as metric). Beko US Inc. reserves the absolute and unrestricted right to change product materials and specifications, at any time, without notice. Please visit our website [www.blombergappliances.us](http://www.blombergappliances.us) or call 888 352 2356 to verify the latest specifications with final dimensional data and other details prior to installation and making a cutout. Applicable product limited warranty information may be found in accompanying product materials or you may contact your account manager for further details. Proper installation is the responsibility of the installer. Product failure due to improper installation is not covered under the Limited Warranty.