

MERCURY

Direct Vent Gas Fireplace



The Mercury Direct Vent gas fireplace from Majestic.

The Mercury gas fireplace adds comforting warmth, ambiance and convenience to your space. A simple and easy hearth experience.

Features

- Compact design at a great price
- Realistic split logs
- Standing pilot or IntelliFire™ Ignition System provides dependable warmth
- Decorative black mesh screen adds safety
- Available in 32" model
- Up to 19,100 BTUs

Optional remotes



TOTALREMOTE
Features:
hardwired receiver, timer mode, thermostat mode, room temperature readout, flame high/low, fan speed, on/off



SMARTREMOTE
Features:
battery-powered or hardwired receiver, timer mode, thermostat mode, room temperature readout, on/off

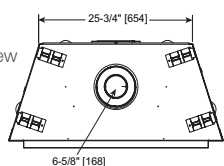
Options not shown

- Mantels and surrounds
- Shelves
- Fan kit

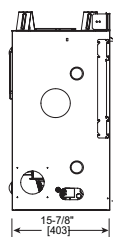
Specifications

MODEL	FRONT WIDTH		BACK WIDTH		HEIGHT		DEPTH		GLASS SIZE	BTU/HR INPUT
	ACTUAL	FRAMING	UNIT	FRAMING	UNIT	FRAMING	UNIT	FRAMING		
MERC32	36"	37"	25-3/4"	37"	34-5/16"	34-3/4"	16-5/16"	16-1/4"	27-3/16" x 18-1/16"	19,100

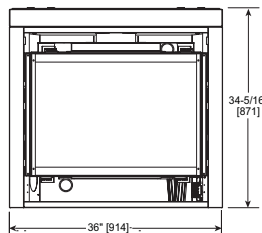
Top View



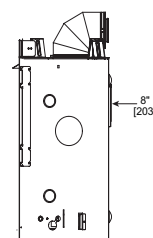
Left Side View



Front View



Right Side View



IntelliFire Ignition System

The IntelliFire Ignition System (IPI) is an advanced intermittent pilot ignition system. IPI constantly monitors ignition, ensures safe functioning and conserves up to \$10/month in energy costs.

Direct Vent Technology

Direct Vent fireplaces remove 100% of combustion exhaust and odors from your space. These sealed fireplaces provide optimal heat, conserve energy and ensure clean indoor air quality.

U.S. efficiencies

Steady State Since most homeowners use their fireplaces for an extended time while they are in the room, Steady State measures how efficiently your fireplace converts fuel to heat once it is warmed up and running in a "steady state".

AFUE AFUE rating is more typically used with appliances, like your furnace, that continually cycle on and off to maintain a constant temperature.

Canada efficiencies

EnerGuide (CSA P.4.1-15) EnerGuide is the official Government of Canada mark associated with the labelling and rating of the energy consumption or energy efficiency of specific products.

RATING	MERC32
Steady State	67.7% (NG) / 67.7% (LP)
AFUE	50.4% (NG) / 56.9% (LP)
EnerGuide (CSA P.4.1-15)	52.4% (NG) / 56.4% (LP)



For more information about Majestic efficient and environmentally friendly products, please visit www.majesticproducts.com

Limited lifetime warranty¹

The strongest in the industry, Majestic provides a limited lifetime warranty on gas-burning products of the most important aspects: firebox and heat exchanger.

1: For full warranty details go to majesticproducts.com. The information provided in this literature is for planning purposes only and subject to change. Please consult the installation manual for actual installation. Actual product appearance may differ from product images. Fireplace, stove and insert surfaces get extremely HOT and can cause severe burns if touched. Keep a safe distance away. To learn more visit www.majesticproducts.com. ©2016 Hearth & Home® Technologies

Your Majestic Dealer:

