

Speed Queen® Multi-Housing

Quantum® Commercial Front Load Washer

Rear Control

Pump Drain



ENERGY STAR® Certified

BUILT FOR RELIABLE PERFORMANCE






- Suspension with out-of-balance logic
- Industry leading 1200 spin speed exerts 440 g-force extraction
- U.S. DOE compliance for energy and water efficiencies
- Commercial-grade stainless steel washtub
- Extra-wide 15.5" door opening and 180° door swing
- Four compartment supply dispenser

QUANTUM CONTROL

- Easy-to-read digital display
- Cycle programming flexibility
- Multi-level vend pricing
- Cycle modifier selection
- Card and coin transactions
- Wash Alert with Service Alert capable



QUANTUM® COMMERCIAL FRONT LOAD WASHER SPECIFICATIONS

MODELS and ACTIVATION {NOTE: Coin Box Sold Separately}	SFNNCRSP113TW01  Coin "C"	SFNNCRSP113TW02  Coin "C"	SFNNYRSP113TW01  Prep Card "Y"	SFNWYRSP113TW01  Prep Card "Y"	SFNNXRSP113TW02  Prep Coin "X"
Appearance					
Color Top Finish	White Porcelain	White Porcelain	White Porcelain	White Porcelain	White Porcelain
Control Panel Selection	Rear	Rear	Rear	Rear	Rear
Meter Case	Standard	High Capacity	--	--	High Capacity
Water and Energy Info					
Modified Energy Factor "MEF" ft³/kWh/cycle (Liters/kWh/cycle)	2.98 (84.48)	2.98 (84.48)	2.98 (84.48)	2.98 (84.48)	2.98 (84.48)
Water Factor "WF" - gal/ft³ (Liters/Liter/cycle)	3.8 (0.52)	3.8 (0.52)	3.8 (0.52)	3.8 (0.52)	3.8 (0.52)
Water Consumption - gal (Liter)	11.7 (44.3)	11.7 (44.3)	11.7 (44.3)	11.7 (44.3)	11.7 (44.3)
Technical Info					
Cylinder Volume - cu. ft. (liters)	3.42 (96.8)	3.42 (96.8)	3.42 (96.8)	3.42 (96.8)	3.42 (96.8)
Weight - lb (kg)	253 (114.8)	253 (114.8)	253 (114.8)	253 (114.8)	253 (114.8)
Shipping Weight - lb (kg)	273 (123.8)	273 (123.8)	273 (123.8)	273 (123.8)	273 (123.8)
Electrical Requirements	120/60/1-15 amp	120/60/1-15 amp	120/60/1-15 amp	120/60/1-15 amp	120/60/1-15 amp
Overall Dimensions WxDxH - in (mm): 26 7/8 (683) x 27 3/4 (704) x 43 (1092) High Capacity 26 7/8" (683) x 28" (711) x 43 7/8" (1114)					
Cycle - Normal, Perm Press, Delicates/Bulky	Yes	Yes	Yes	Yes	Yes
Temperature - Hot, Warm, Cold	Yes	Yes	Yes	Yes	Yes
Motor	0.9 HP 671 W	0.9 HP 671 W	0.9 HP 671 W	0.9 HP 671 W	0.9 HP 671 W
Water Pressure PSI (Bar)	20-120 (1.4-8.3)	20-120 (1.4-8.3)	20-120 (1.4-8.3)	20-120 (1.4-8.3)	20-120 (1.4-8.3)
Drain	Pump	Pump	Pump	Pump	Pump
Wireless Network Card Installed	--	--	--	Yes	--
Spin Speeds - RPM	500, 800, 1200	500, 800, 1200	500, 800, 1200	500, 800, 1200	500, 800, 1200
Performance/Features					
Secured Automated Audits	Yes	Yes	Yes	Yes	Yes
Safe Door Lock Release at Cycle Completion	Yes	Yes	Yes	Yes	Yes
Agency Approval	cULus	cULus	cULus	cULus	cULus

For the most accurate information, the installation guide should be used for all design and construction purposes. Due to continuous product improvements, design and specifications subject to change without notice. The quality management system of Alliance Laundry Systems' Ripon facility has been registered to ISO9001:2008.

