



**204181Q (B1 - B3)**

**QUEEN SIZE BED**

---

**ASSEMBLY INSTRUCTIONS  
COASTER FINE FURNITURE**



[www.coastercompany.com](http://www.coastercompany.com)


**ASSEMBLY TIPS:**

1. Remove hardware from box and sort by size
2. Please check to see that all hardware and parts are present prior to start of assembly.
3. Please follow attached instruction in the same sequence as numbered to assure fast & easy assembly.



**Warning!**

1. Don't attempt to repair or modify parts that are broken or defective. Please contact the store immediately.
2. This product is for home use only and not intended for commercial establishment.






<b>ASSEMBLY TIME</b>	<b>20 MINUTES</b>
----------------------	-------------------

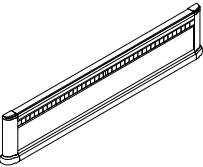

**PARTS IDENTIFICATION**

**HARDWARE IDENTIFICATION**

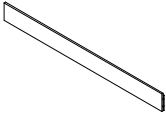


**B1 ( BOX 1 )**

- |          |   |                     |     |
|----------|---|---------------------|-----|
| <b>A</b> |    | HEADBOARD PANEL     | 1PC |
| <b>B</b> |   | LEFT HEADBOARD LEG  | 1PC |
| <b>C</b> |  | RIGHT HEADBOARD LEG | 1PC |

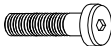



**B2 ( BOX 2 )**

- |          |   |                    |      |
|----------|---|--------------------|------|
| <b>D</b> |  | FOOTBOARD          | 1PC  |
| <b>E</b> |  | FOOTBOARD BUN FOOT | 2PCS |






**B3 ( BOX 3 )**

- |          |   |                               |      |
|----------|---|-------------------------------|------|
| <b>F</b> |  | BED RAIL                      | 2PCS |
| <b>G</b> |  | BED SLAT SUPPORT WITH LEVELER | 4PCS |
| <b>H</b> |  | BED SLAT                      | 4PCS |

**Z - B1 ( BOX 1 )- HARDWARE PACK IS LOCATED IN 204181Q ( B1 )**

- |   |  |              |      |
|---|--|--------------|------|
| 1 |    | BOLT         | 6PCS |
| 2 |  | LOCK WASHER  | 6PCS |
| 3 |  | FLAT WASHER  | 6PCS |
| 4 |  | ALLEN WRENCH | 1PC  |

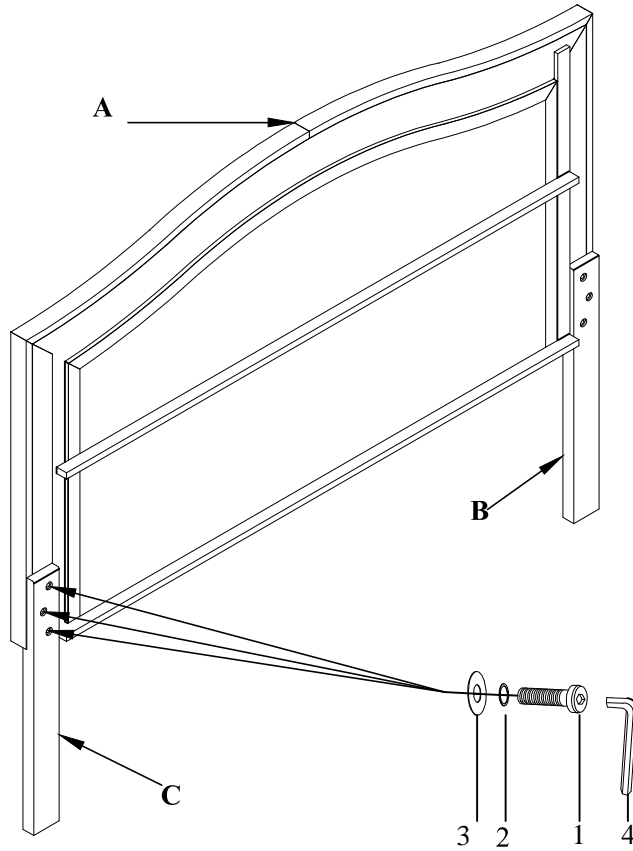
**Z - B3 ( BOX 3 )- HARDWARE PACK IS LOCATED IN 204181Q ( B3 )**

- |   |  |                 |      |
|---|--|-----------------|------|
| 5 |  | THREADED BOLT   | 8PCS |
| 6 |  | U-SQUARE WASHER | 8PCS |
| 7 |  | HEX NUT         | 8PCS |
| 8 |  | WRENCH          | 1PC  |
| 9 |  | SCREW           | 8PCS |

NOTE: PHILLIPS HEAD SCREW DRIVER IS REQUIRED IN THE ASSEMBLY PROCESS. HOWEVER, MANUFACTURER DOES NOT PROVIDE THIS ITEM

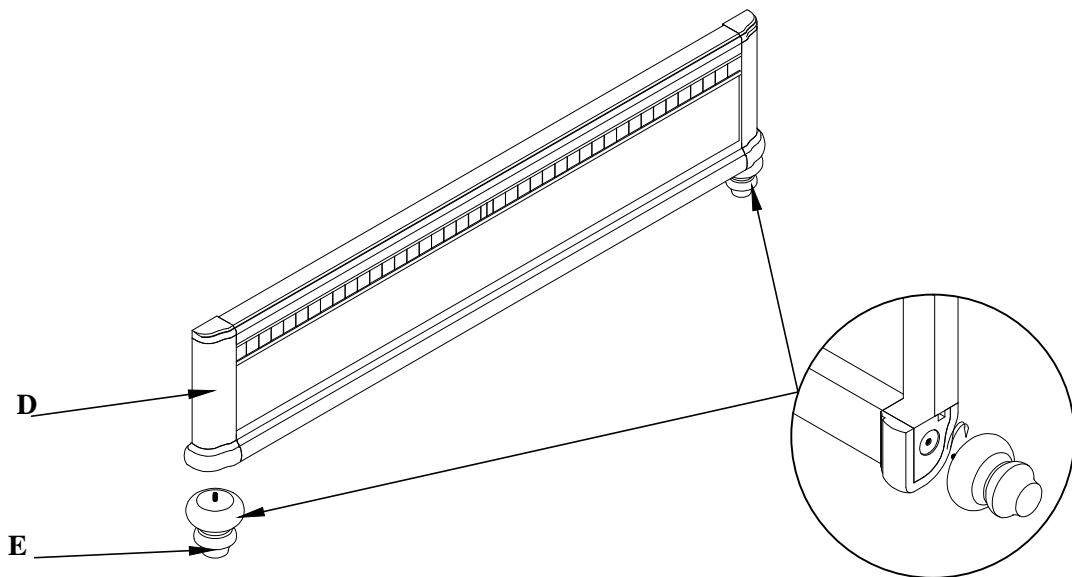
**204181Q(B1) - BOX 1**

**STEP 1**



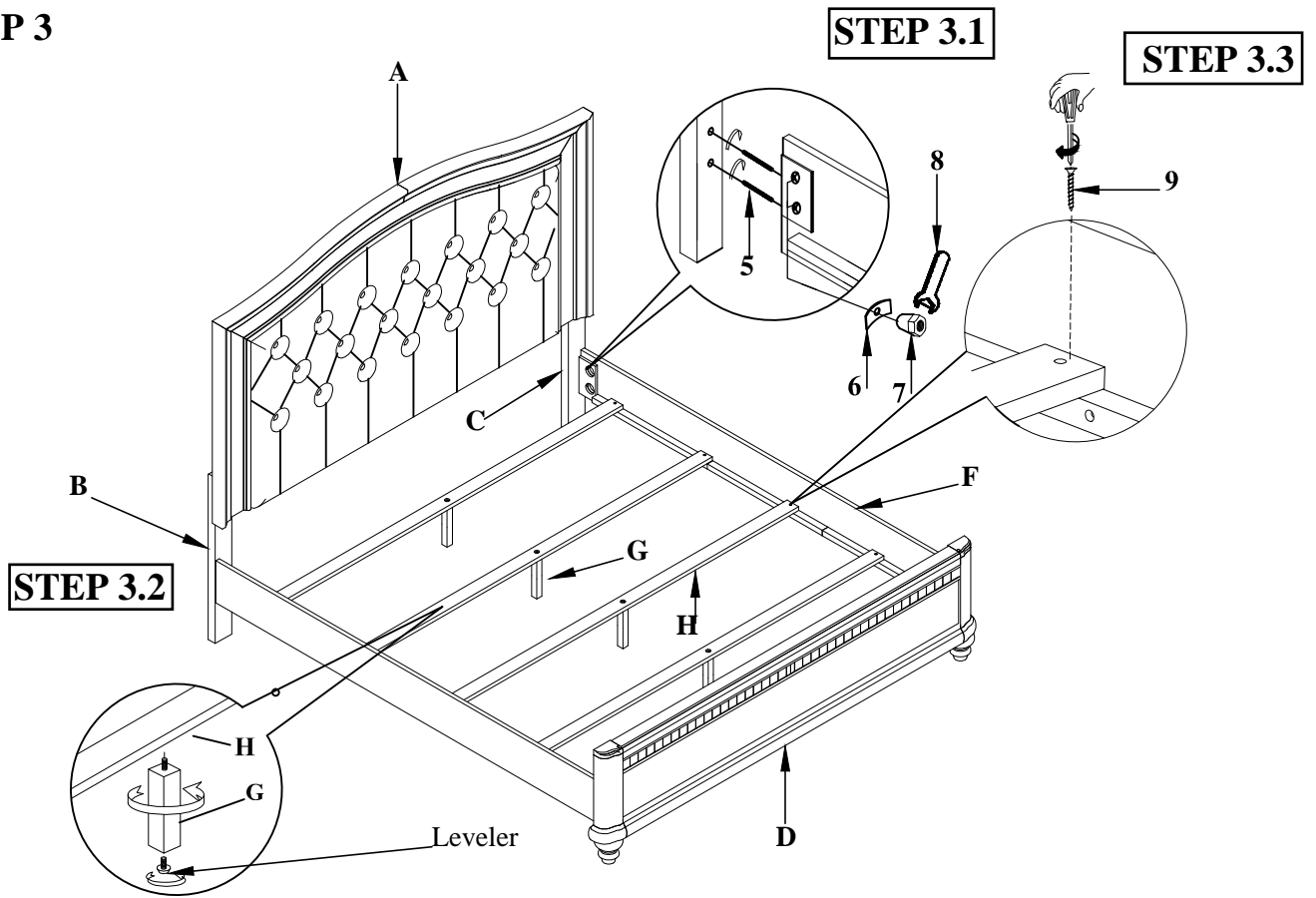
**204181Q(B2) - BOX 2**

**STEP 2**



**204181Q(B1-B3) - BOX 1 TO BOX 3**

**STEP 3**



**COMPLETE**

