

**COASTER**<sup>®</sup>  
FINE FURNITURE

**300675 (B1 & B2)**

**DAYBED WITH TRUNDLE**

**ASSEMBLY INSTRUCTIONS  
COASTER FINE FURNITURE**



**[www.coastercompany.com](http://www.coastercompany.com)**


**ASSEMBLY TIPS:**

- 1.Remove hardware from box and sort by size.
- 2.Please check to see that all hardware and parts are present prior to start of assembly.
- 3.Please follow attached instructions in the same sequence as numbered to assure fast and easy assembly.



**Warning !**

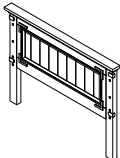
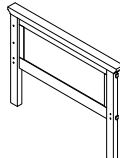

- 1.Don't attempt to repair or modify parts that are broken or defective. Please contact the store immediately.
- 2.This product is for home use only and not intended for commercial establishments.



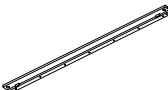
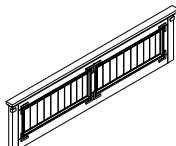
**ASSEMBLY TIME 30 MINUTES**

**PARTS IDENTIFICATION**

**B1 (BOX 1)**







<b>A</b>		LEFT SIDE FRAME	1PC
<b>B</b>		RIGHT SIDE FRAME	1PC
<b>C</b>		ROLL SLAT (13PCS/SET)	1SET

**B2 (BOX 2)**

<b>D</b>		BED RAIL	2PCS
<b>E</b>		BACKREST FRAME	1PC

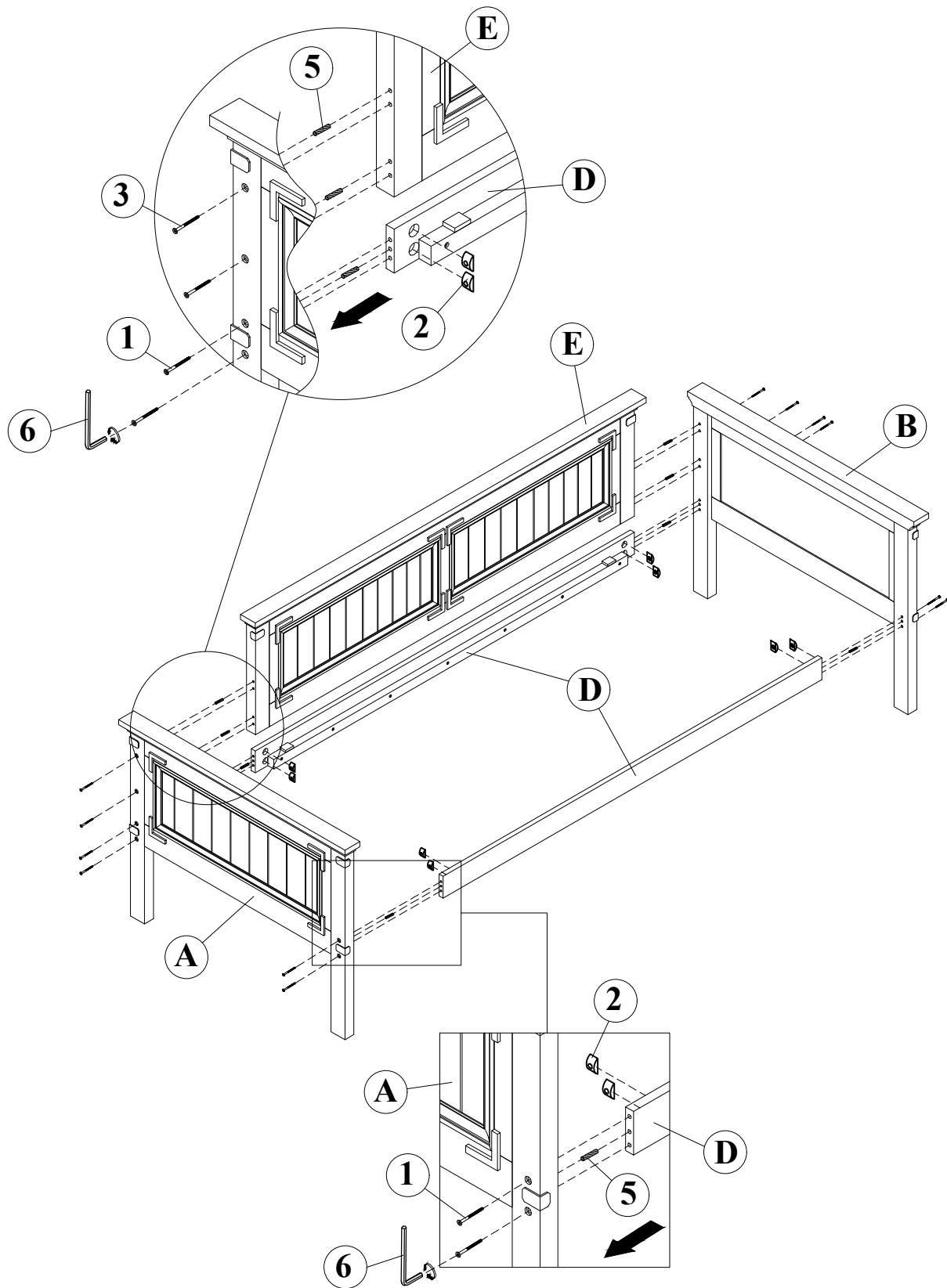
**HARDWARE IDENTIFICATION**

**Z - B2 (BOX 2) - HARDWARE PACK  
IS LOCATED IN 300675 (B2)**

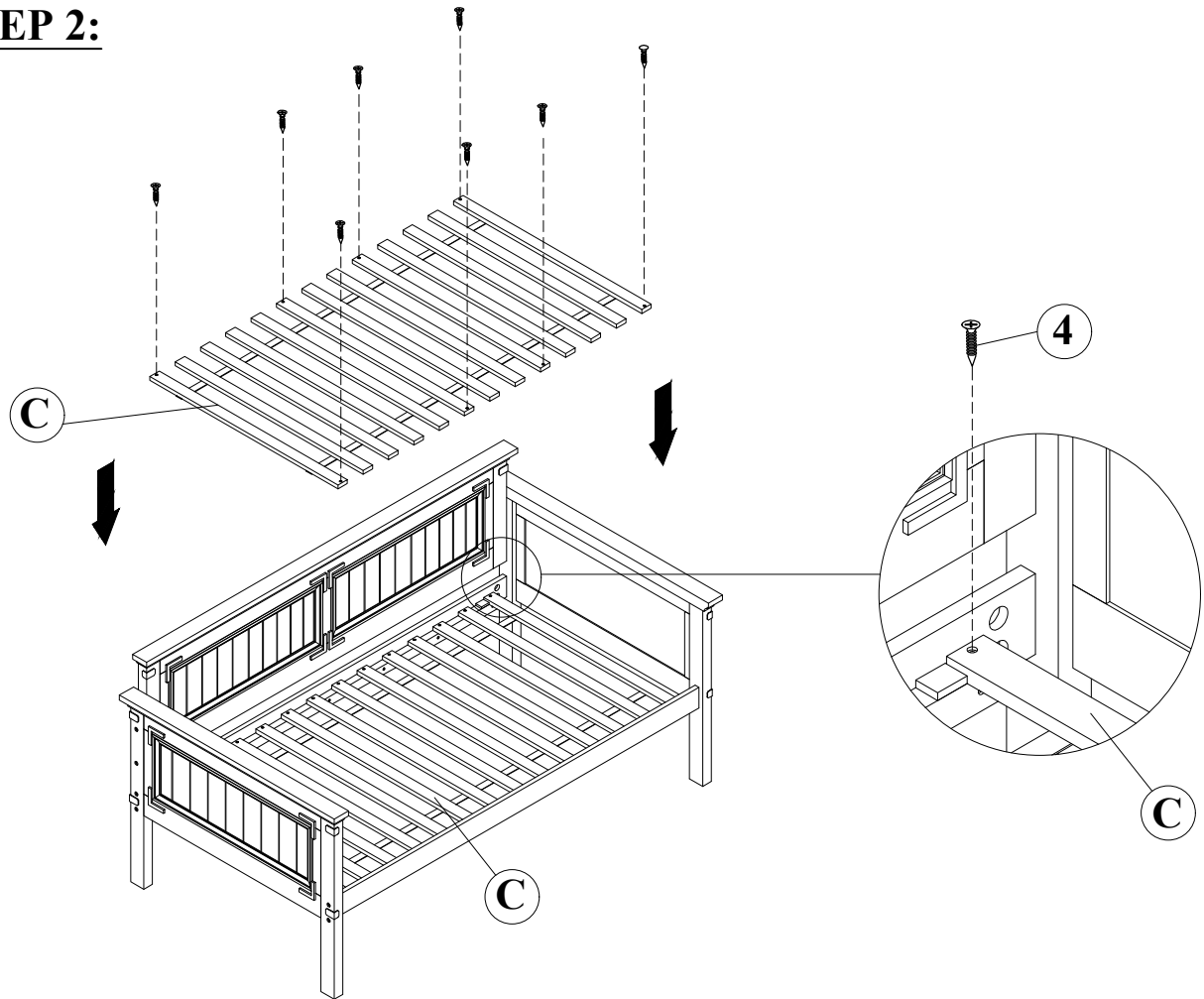
<b>1</b>	LONG BOLT		8PCS
<b>2</b>	HALF ROUND NUT		8PCS
<b>3</b>	SHORT BOLT		4PCS
<b>4</b>	WOOD SCREW		8PCS
<b>5</b>	WOOD DOWEL		8PCS
<b>6</b>	ALLEN WRENCH		1PC

**NOTE: PHILLIPS HEAD SCREW DRIVER IS REQUIRED IN THE ASSEMBLY PROCESS; HOWEVER, MANUFACTURER DOES NOT PROVIDE THIS ITEM.**

**STEP 1:**



**STEP 2:**



**STEP 3:**  
**Complete**

