
ASSEMBLY INSTRUCTION
COASTER FINE FURNITURE



ASSEMBLY INSTRUCTION

ASSEMBLY TIPS:

- 1.Remove hardware from box and sort by size.
- 2.Please check to see that all hardware and parts are present prior to start of assembly.
- 3.Please follow attached instructions in the same sequence as numbered to assure fast & easy assembly.



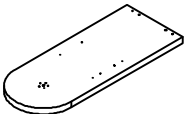



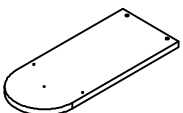
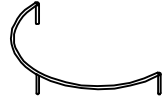


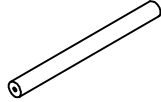

Warning!!

- 1.Don't attempt to repair or modify parts that are broken or defective. Please contact the store immediately.
- 2.This product is for home use only and not intended for commercial establishment.





ASSEMBLY TIME PER UNIT: 45 MINUTES









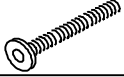












PARTS IDENTIFICATION

A		1PC	F		2PCS
TOP SHELF			BOTTOM BAR		
B		1PC	G		2PCS
GLASS SHELF			GLASS HOLDER		
C		1PC	H		1PC
BOTTOM SHELF			BOTTOM STEEL GUARD		
D		1PC	I		2PCS
SIDE BOARD			BOTTLE GUARD		
E		2PCS	J		1PC
TOP BAR			GLASS SHELF STEEL GUARD		

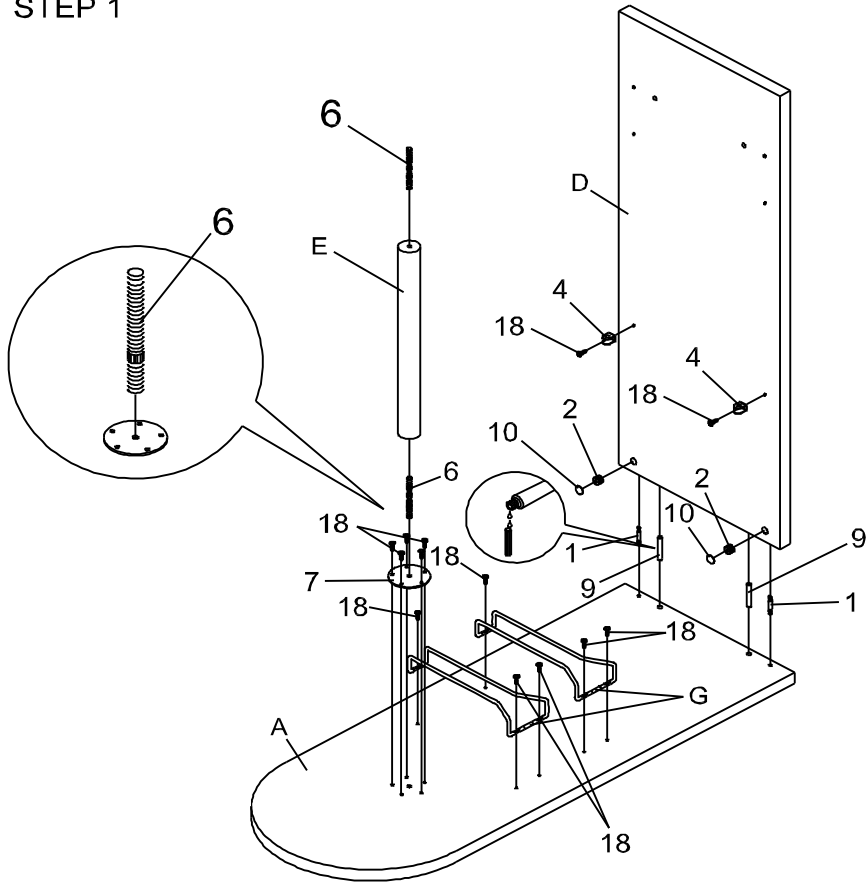
HARDWARE PACKAGE

Z	DESCRIPTION	FIGURE	Q'TY
1	CAM-BOLT (38mm)		4PCS
2	CAM-LOCK (15mm)		4PCS

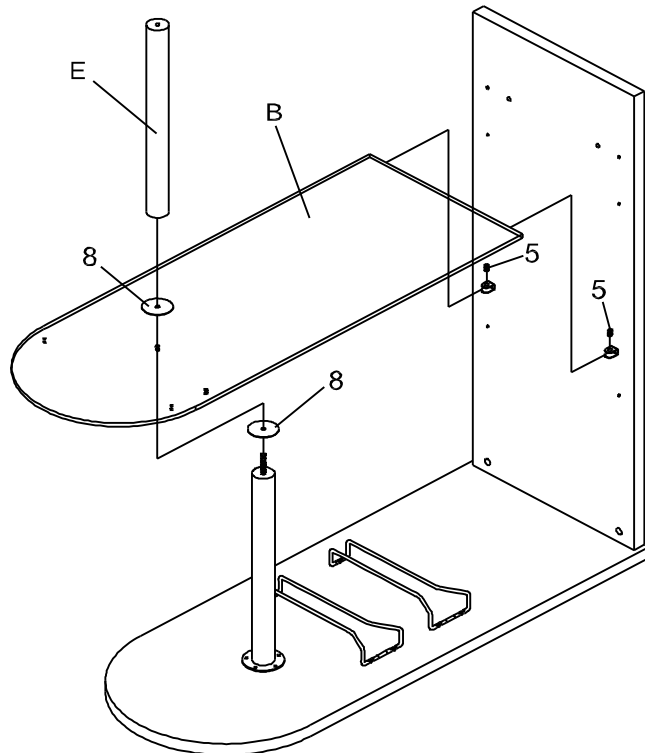
HARDWARE PACKAGE

Z	DESCRIPTION	FIGURE	Q'TY
3	GLUE		1pc
4	GLASS METAL (10mm)		2pcs
5	GLASS BOLT (8x8mm)		2pcs
6	SMALL BOLT (5/16"x50mm)		2pcs
7	ROUND IRON (Ø63mm)		1pc
8	PLASTIC (Ø38mm)		5pcs
9	WOOD DOWEL (10x40mm)		4pcs
10	LABEL		7pcs
11	LARGE ALLEN BOLT (5/16"x63mm)		1pc
12	MEDIUM ALLEN BOLT (1/4"x63mm)		1pc
13	SMALL ALLEN BOLT (1/4"x25mm)		1pc
14	SMALL WASHER (Ø19mm)		1pc
15	LARGE BOLT (1/4"x63mm)		1pc
16	LARGE WASHER (5/16")		1pc
17	CAP (38mm)		2pcs
18	SCREW (7#15mm)		15pcs
19	SMALL ALLEN KEY (4mm)		1pc
20	LARGE ALLEN KEY (5mm)		1pc
21	SPRING WASHER (5/16")		1pc
22	ALLEN BOLT (1/4"x6mm)		2pcs
23	SMALL PLASTIC (1/4"x16mm)		2pcs

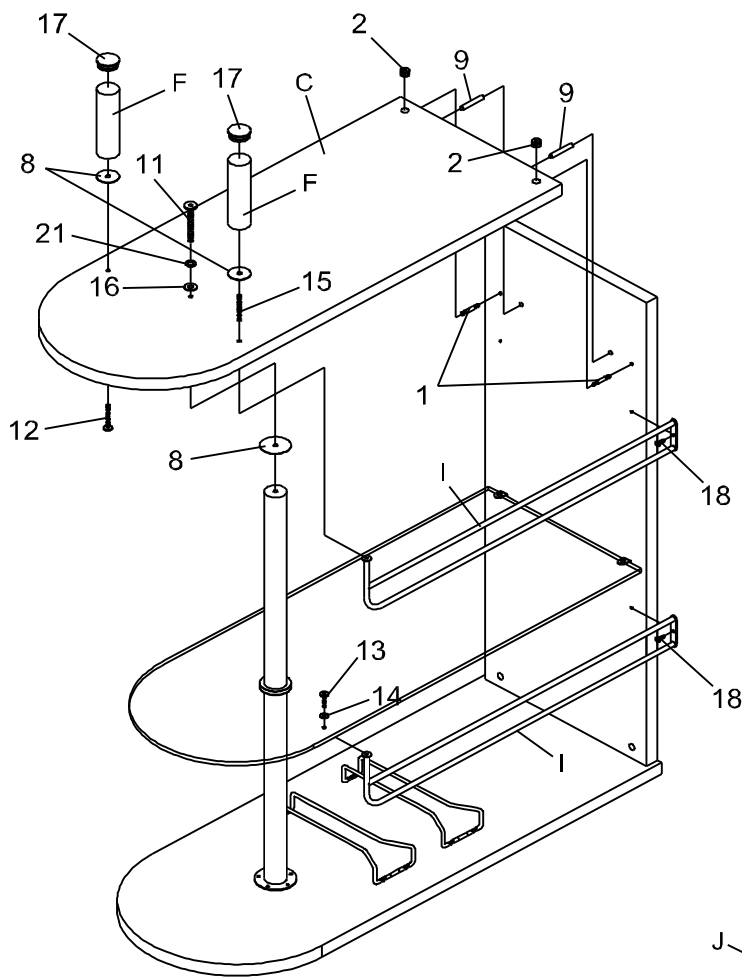
STEP 1



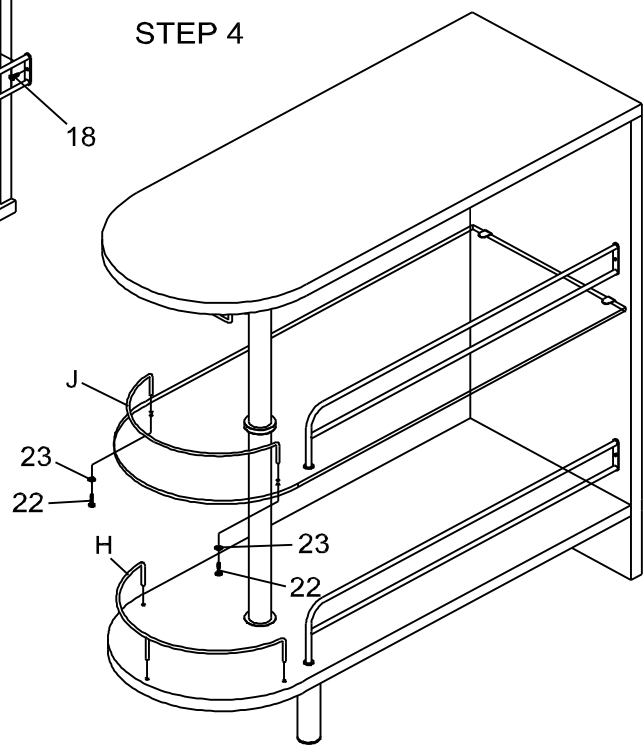
STEP 2



STEP 3



STEP 4



FINISH

