

**COASTER**®  
FINE FURNITURE

**102721**

**DINING TABLE**

---

**ASSEMBLY INSTRUCTIONS**  
**COASTER FINE FURNITURE**



[www.coastercompany.com](http://www.coastercompany.com)

---

**ASSEMBLY TIPS:**

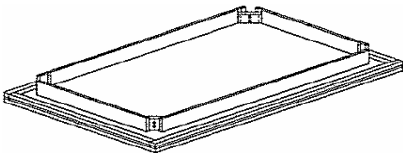

1. Remove hardware from box and sort by size
2. Please check to see that all hardware and parts are present prior start of assembly.
3. Please follow attached instruction in the same sequence as numbered to assure fast & easy assembly.







**Warning!**

1. Don't attempt to repair or modify parts that are broken or defective. Please contact the store immediately.
2. This product is for home use only and not intended for commercial establishment

**PARTS IDENTIFICATION**

A		TABLE TOP	1PC
B		TABLE LEG	4PCS

**HARDWARE IDENTIFICATION**

1		WRENCH	1PC
2		HEX BOLT	8PCS
3		LOCK WASHER	8PCS
4		FLAT WASHER	8PCS

**STEP 1**

Place table top upside down on soft surface, then align and fasten all legs to table top using bolt, lock washer and flat washer and tighten with wrench.

