

COASTER[®]
Fine Furniture

910187

CURIO CABINET

ASSEMBLY INSTRUCTION
COASTER FINE FURNITURE



www.coastercompany.com

Assembly Instruction


ASSEMBLY TIPS:

1. Remove hardware from box and sort by size.
2. Please check to see that all hardware and parts are present prior to start of assembly.
3. Please follow attached instructions in the same sequence as numbered to assure fast & easy assembly.

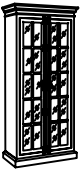





Warning !

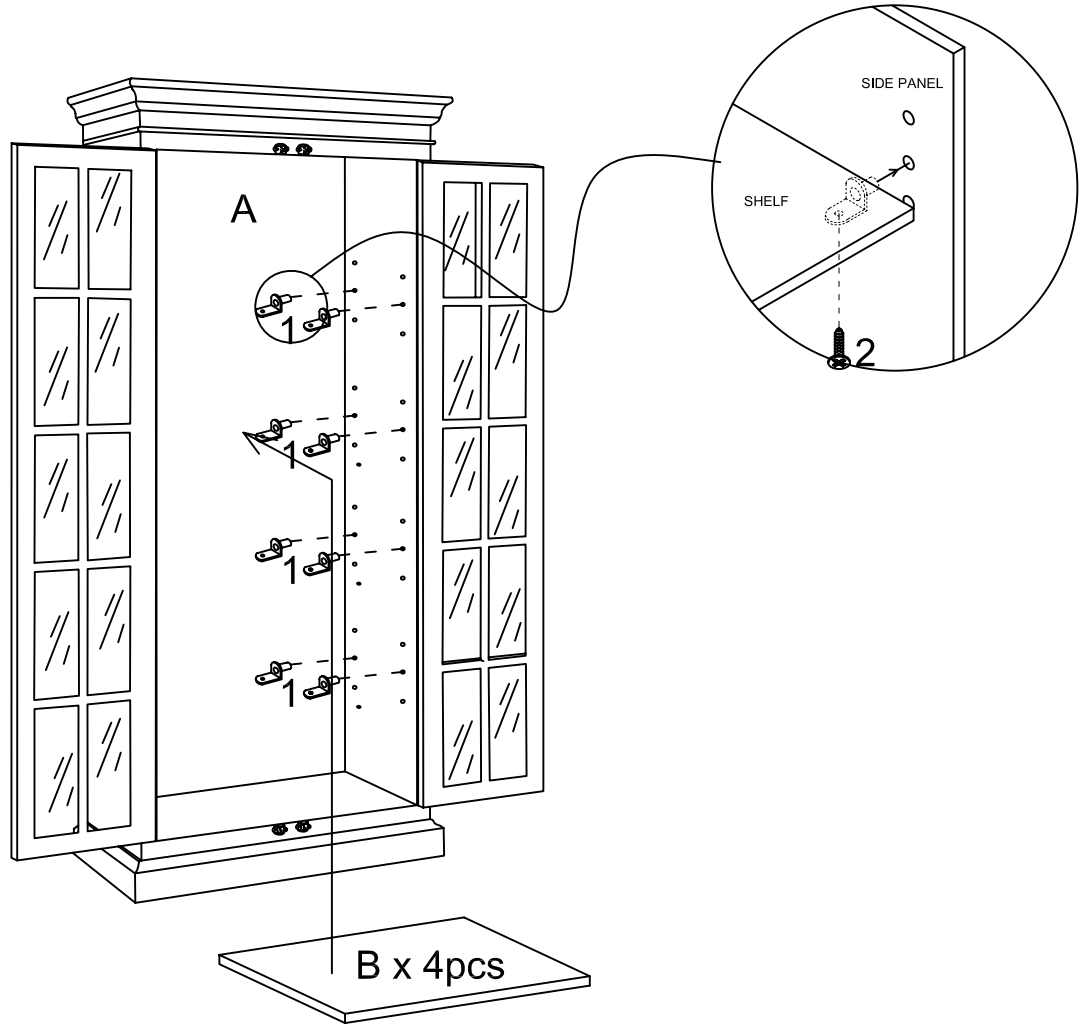
1. Don't attempt to repair or modify parts that are broken or defective. Please contact the store immediately.
2. This product is for home use only and not intended for commercial establishment.



ASSEMBLY TIME PER UNIT: 3 MINUTES

PARTS IDENTIFICATION		Z	HARDWARE PACKAGE	
A	CURIO CABINET 	1PC	1	SHELF SUPPORT  16PCS
B	SHELF 	4PCS	2	SCREW  16PCS

STEP 1



STEP 2

