

IT-30RID



## FEATURES

- All-refrigerator storage solves capacity problems
- Air purification system fights spoilage, odors
- Internal water dispenser works with seamless design
- Water-filtration system reduces contaminants, chlorine taste and odor
- Ready to be fitted with custom panels and handles to blend with cabinetry
- Nano-coated spill-proof shelves for easy clean-up
- Smart-touch controls for streamlined access to more settings
- Rigorously tested in our U.S. manufacturing facilities to ensure decades of use
- Exceptional 24/7 support from Madison, WI-based Customer Care team
- Soft-close doors and drawers

## ACCESSORIES

- Air Purification Cartridge
- Egg Container
- Stainless steel tubular handles
- Stainless steel pro handles
- Dual installation kits
- Stainless steel front panels with tubular or pro handles
- Stainless steel kickplate
- Stainless steel side enclosure
- Stainless steel top enclosure
- Reduced toe kick divider for toe kicks from 2" to 3.875"
- Replacement water filter

Accessories are available through an authorized Sub-Zero dealer.  
For local dealer information, visit [subzero-wolf.com/locator](http://subzero-wolf.com/locator).



## HANDLE ACCESSORIES

PRO



TUBULAR



## PRODUCT DETAILS

### REFRIGERATOR

- Three adjustable glass shelves
- One stationary shelf
- Deli drawer with two adjustable dividers
- Adjustable dairy compartment
- Two adjustable door shelves
- One stationary door shelf
- Sliding crisper drawer cover
- Four adjustable drawer dividers

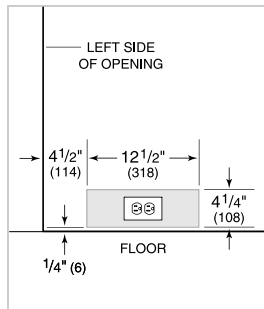
# 30" INTEGRATED OVER-AND-UNDER REFRIGERATOR WITH INTERNAL DISPENSER - PANEL READY



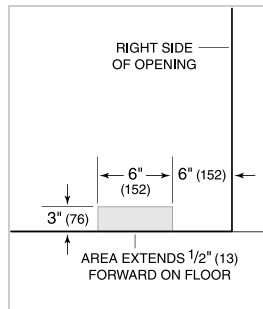
## PRODUCT SPECIFICATIONS

Model	IT-30RID
Dimensions	30"W x 84"H x 24"D
Door Clearance	28 1/2"
Drawer Clearance	18 3/8"
Weight	400 lb
Refrigerator Capacity	16.5 cu ft
Electrical Supply	115 VAC, 60 Hz
Electrical Service	15 amp dedicated circuit
Receptacle	3-prong grounding-type


## ELECTRICAL



## PLUMBING

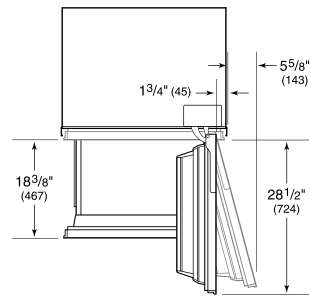
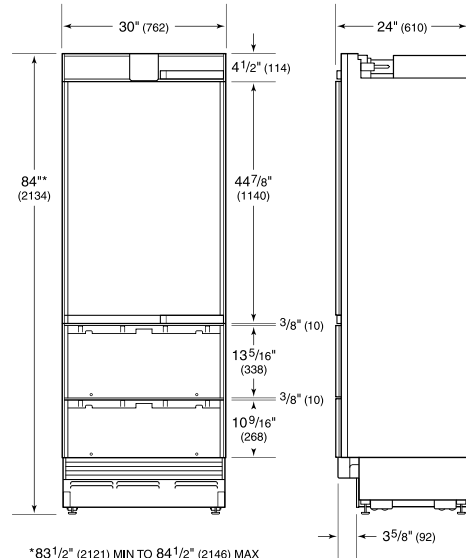


## INTERIOR VIEW

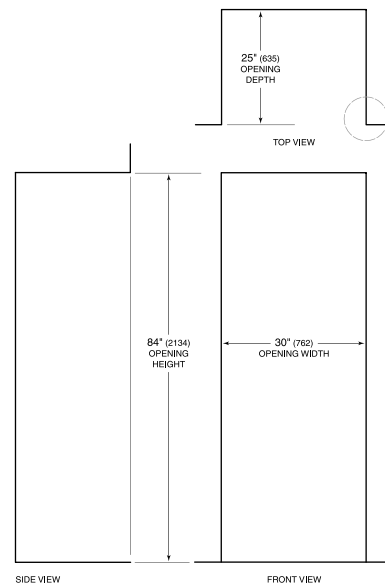


This illustration is intended for interior reference only and may not represent the exterior of the model being specified.

## DIMENSIONS



## STANDARD INSTALLATION



NOTE: 3/2" (89) finished returns will be visible and should be finished to match cabinetry.

