



HOOKER[®]

— FURNITURE —

ASSEMBLY INSTRUCTION

ITEM# 5805-90004-00 Accent Mirror
5805-90002-95 Six-Drawer Dresser- Speckled Gray
5805-90002-99 - Six-Drawer Dresser- Black

** Please make sure you have all parts indicated below prior to assembly.
This unit is heavy and can best be assembled with the help of two or more people

NO		Hardware List	Q'ty
E		Mending Plate	2
F		Screw	18

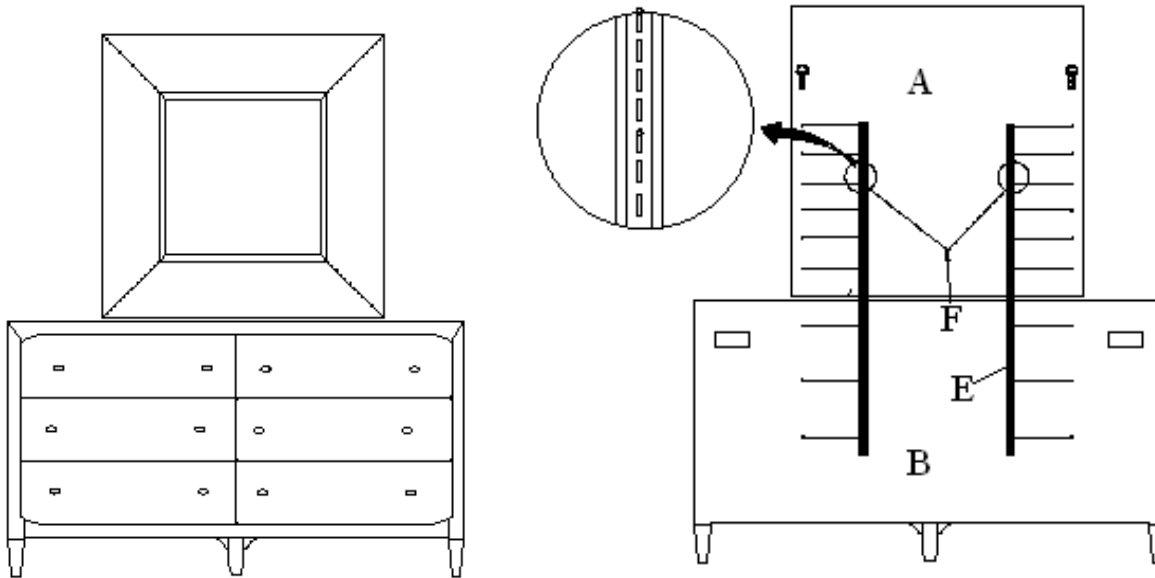


Diagram 1

Assembly steps :

1. Place mirror(A) on top of dresser (B). Be sure to position the mirror in the middle of top. The back bottom edge of the mirror and the back edge of the top should be flushed.
2. Attach a mending plate (E) at back of mirror and back of dresser. Align holes on mending plate to the pre-drilled holes at the back of dresser and tighten 3 pcs of screws (F). Tighten another 6 screws at random location through mending plate to mirror frame with care. (See Diagram 1)
3. Repeat step 2 for another mending plate .

Caution: Do not over tighten.

Cleaning Instruction: Clean finished parts with a damp cloth using a mild dishwashing liquid and water solution. Polish the finish with soft cloth and an industry recognized furniture polish.

