

**30 INCH DUAL FUEL SLIDE-IN RANGE****BDF30522SS/ BDF30522CSS****Industry Leading
Oven Capacity 5.7 cu.ft.**

Blomberg features the largest oven capacity available in a 30-inch range, with 5.7 cu. ft. of cooking space to accommodate everything from holiday roasts to full-size commercial baking sheets.

**Extra-Large
Cooking Zone**

Blomberg ranges offer more than a beautiful appearance and the benefit of effortless cleanup. They feature the versatile advantage of allowing you to create an extra-large, 12" cooking zone for fast, efficient cooking in oversize pots and pans of any shape.

**Cool Touch Oven Door**

Blomberg ranges feature cool-touch glass on the oven door to prevent accidental burns and safely protect those small, curious fingers tempted to point out the cookie they want first!

**GENERAL**

Type	Freestanding
Size	30"
Color	Stainless Steel
Control Type	Knob Control
Fuel Type	Dual Fuel
Burner Color	Black
Knob Color	Stainless Steel

FUNCTIONS

Cooking Functions	5
Bake	Yes
Convection Bake	Yes
Broil	Electric
Convection Roast	Yes
Self Clean	Yes
Sabbath Mode	Yes

SPECIAL FEATURES

Simmering	Yes
Adjustable Feet	Yes
Lower Storage Drawer	Yes

COOKTOP

Burner Configuration	5 Gas
Front Left	12,500 BTU
Rear Left	8,000 BTU
Central (Circular Burner)	16,000 BTU
Front Right	12,500 BTU
Rear Right	8,000 BTU
Pan Support Type	Continuous Cast Iron
Re-Ignition Gas Safety Device	Yes

OVEN FEATURES

Oven Glass Window	"O" Shaped Metal + Glass
Door Cooling System	Cool Door - 4 Pane Heat Resistant Glass (Fixed)
Oven Door Lock	Pyrolytic Lock
Oven Type	Electric - Convection
Oven Control Type	Electronic control with multi functions
Oven Enamel Color	Black
Oven Lights	1 x Round Halogen light (Rear) + 1 x Square Halogen light (Right)
Full Extension Telescopic Lower Rack	Yes
Rack Positions	Stay in self clean - 6 levels
Preheat Indicator Light and Signal	Yes
Pyrolytic Self Cleaning	Yes
Cooling Fan	Yes
Fan Heating	Yes

ACCESSORIES

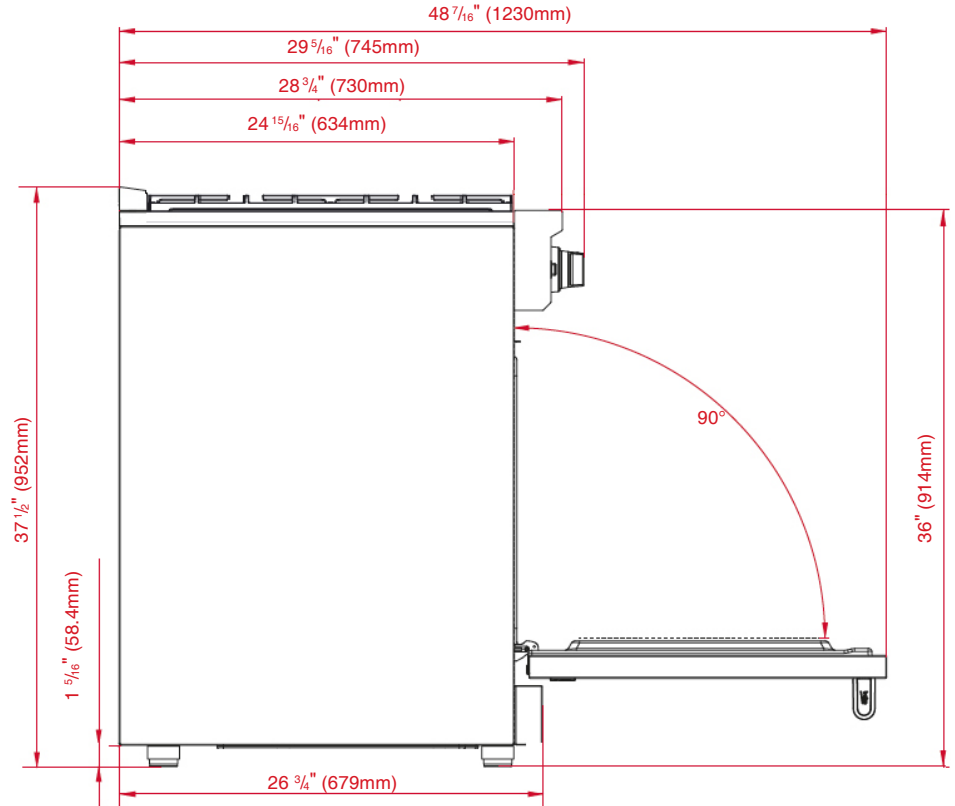
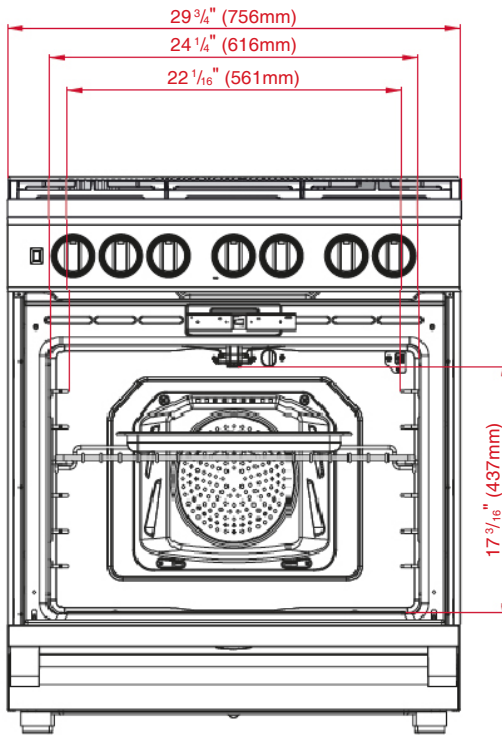
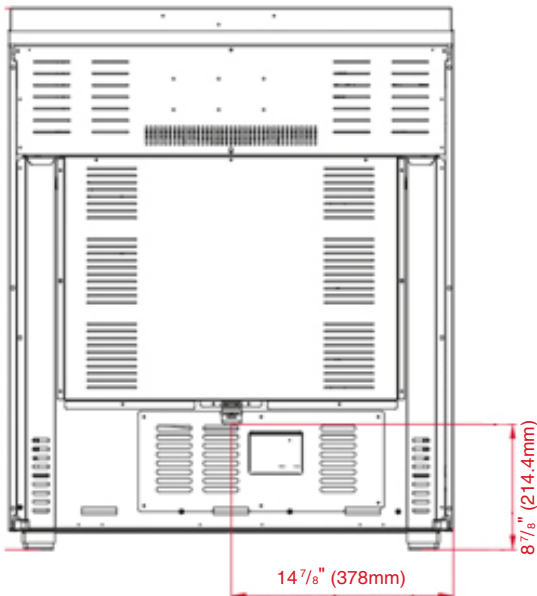
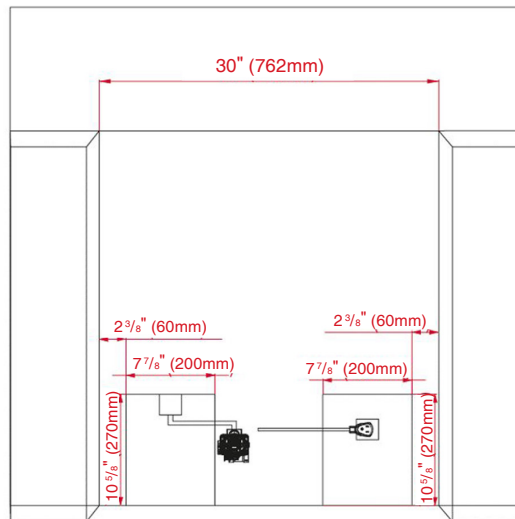
Wok Adapter	Included
Chromed Wire Racks	2
Island Trim	Included
Broiler Pan	Included
LPG Conversion Kit	Included
Plug Type	USA
Canadian Model:	4-prong NEMA power supply cord BDF30522CSS

POWER RATINGS

KW/Amps rating	220 - 240 V, 60 Hz, 40 Amp
Bottom Heating Element	2,400 W
Upper Heating Element	Outer: 1,500 W; Inner: 2,000 W
Bake	2,400 W
Broil	3,500 W

DIMENSIONS/WEIGHT

Required Cutout Dimensions - (H x W x D) Inches	36" x 30" x 25 1/2"
Product Dimensions - (H x W x D) Inches	36" x 29 3/4" x 28 3/4"
Product Dimensions - (H x W x D) cm	91.4 x 75.6 x 73 cm
Product Weight - lbs	286.6 lbs
Product Weight - kg	130 kg

**30 INCH DUAL FUEL SLIDE-IN RANGE****BDF30522SS/ BDF30522CSS****Dimensions and Installation****Electrical****Cabinet**

NOTE TO THE INSTALLER: All height, width and depth dimensions are shown in inches (as well as metric). Beko US Inc. reserves the absolute and unrestricted right to change product materials and specifications, at any time, without notice. Please visit our website www.blombergappliances.com or call 888-352-2356 to verify the latest specifications with final dimensional data and other details prior to installation and making a cutout. Applicable product limited warranty information may be found in accompanying product materials or you may contact your account manager for further details. Proper installation is the responsibility of the installer. Product failure due to improper installation is not covered under the Limited Warranty.