



MINI DEHUMIDIFIER



SD-350TI
With UV Light



SD-350

INSTRUCTION MANUAL

Please read these instructions thoroughly and
Keep it in a safe place for future reference.

BEFORE YOU USE YOUR **DEHUMIDIFIER**, PLEASE READ THIS INSTRUCTION MANUAL CAREFULLY.

SAFETY NOTES

1. Do not connect the unit to any damaged AC electrical socket.
2. Ensure removable covers and containers are correctly fitted before switching on the unit.
3. Always switch the unit off when not in use and before unplugging.
4. Do not use in the following locations:
 - Next to or near a heat source (radiator, heater, dryer, etc.)
 - Area where oil or water is likely to splash.
 - Under direct sunlight.
 - Near a bath, shower or swimming pool.
 - In a greenhouse.
5. Never insert your finger or other foreign objects into grills or openings. Take special care to warn children of these dangers.
6. Always unplug the unit before cleaning and maintenance.
7. Do not cover the unit and its air inlets/outlets.
8. Do not spray insecticides or any other flammable sprays on the machine.
9. Do not spray water on the unit.
10. There are no user serviceable parts. Should the unit or power supply cord become damaged, contact the manufacturer immediately.
11. Empty the water tank before moving the dehumidifier.
12. This unit is intended for indoor use only.

DANGER

- Do not use this unit in a bathroom or shower.
- Never spray water directly onto the unit or adapter.

FEATURES & BENEFITS

This unit uses Peltier technology (Thermo-Electric)

BENEFITS:

- No compressor
- Quiet operation
- No vibration
- No refrigerant

IDEAL FOR:

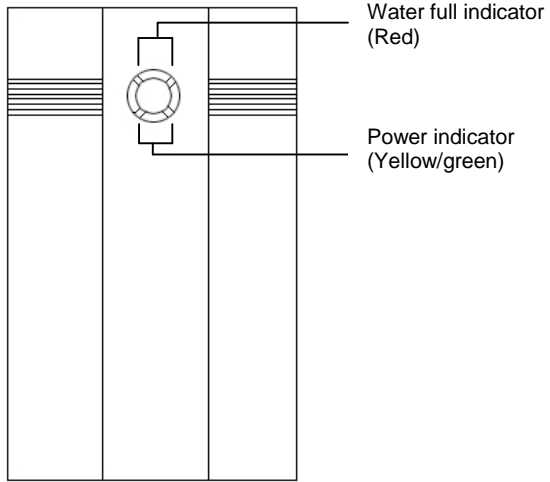
- Small bedrooms
- Closets and cupboards
- Under sinks

FEATURES:

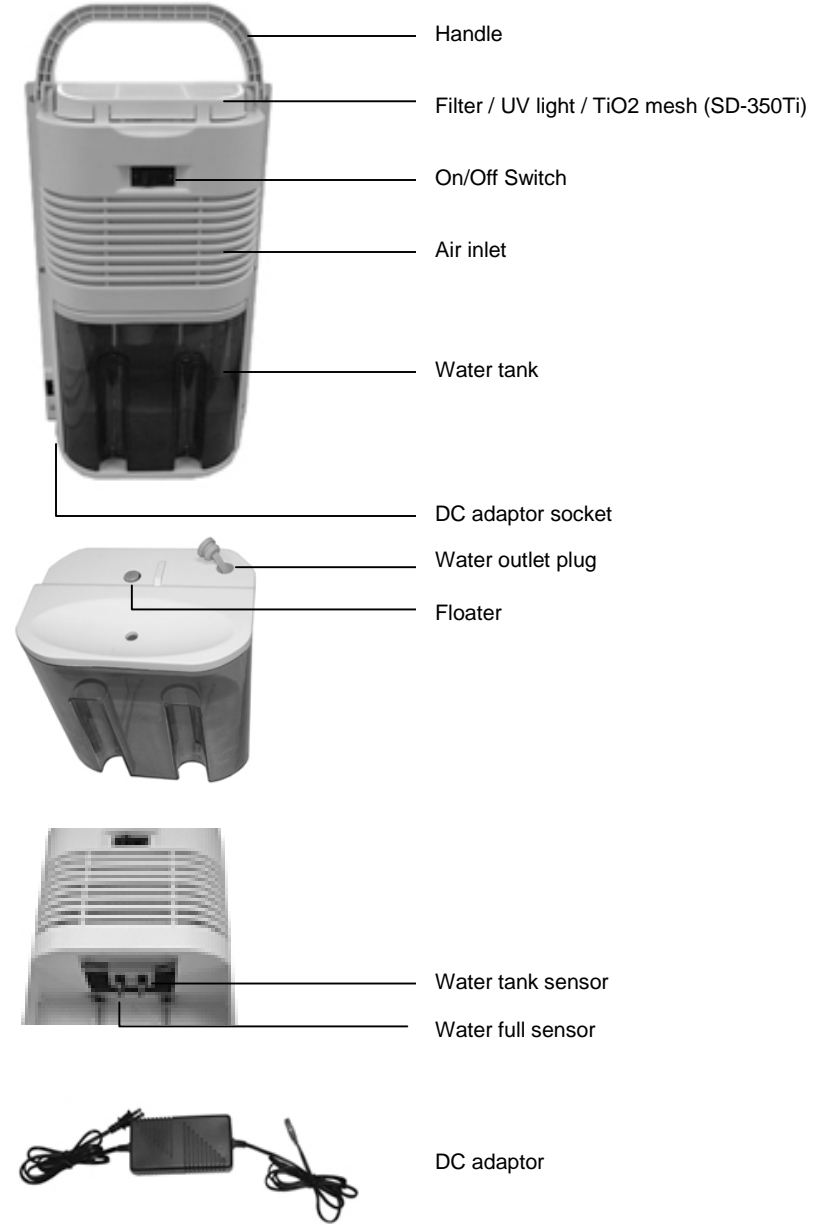
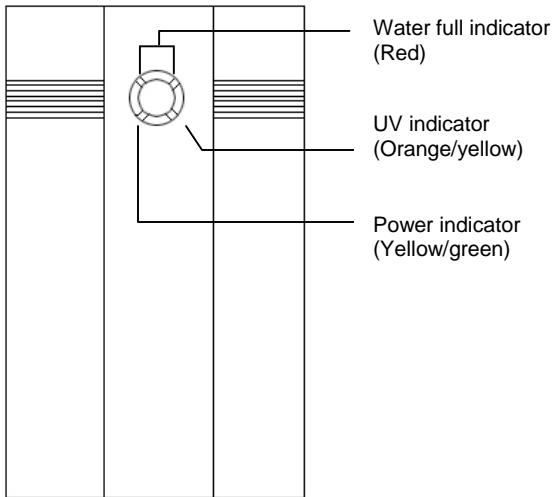
- Moisture removal rate of 11.83 ounces (350ml) per 24 hours (86°F, 80% RH)
- 2 liters water tank capacity
- Compact design
- Full tank indicator light
- Auto cut-off when tank is full or removed
- TiO₂ mesh & UV light kills germs and bacterial (SD-350Ti only)

PARTS IDENTIFICATION

Model: SD-350



Model: SD-350Ti



OPERATION

- Make sure the unit is off before connecting power.
 - Allow sufficient space around the unit for air circulation.
1. Connect DC adaptor to the unit, then connect to power source.
 2. Turn the unit ON. Power indicator will illuminate.
 3. For SD-350Ti model, UV light automatically functions when the unit is in operation. Both Power and UV indicator will illuminate.
 4. When tank becomes full, the unit will auto shut off and the Full indicator (in red) will illuminate.
 5. To remove and empty water tank, first turn off the unit. Lift water tank upwards and pull out gently. Gently remove tank cover and empty water.

NOTE: Do not press down on the floater – it may cause the floater to become stuck.

MAINTENANCE

- Make sure the unit is turned off and disconnected from power source before cleaning or maintenance.
- Wipe the unit with damp cloth.
- Air inlet can be cleaned by vacuuming with a brush attachment.
- Never use bleach or abrasive cleaners.

FILTER (for SD-350TI model only)

- The filter is located on the top of the unit.
- First, remove the filter cover by placing thumbs on the two clips and push in, then upwards.
- Pull on the ribbon to remove filter.
- The dust filter (black filter) can be removed by first removing the frame – push in on one side and pull. Clean dust filter under lukewarm water and dry completely.
- The white mesh is TiO₂ mesh and also contains the UV light – DO NOT wet. Tap to remove loose dirt or use a brush.
- To replace filter cover, align the inner edge first, then push down firmly.
- TiO₂ mesh and UV light is effective for approx. 1 ½ years. Replacement can be ordered from www.spt-usa.com or by calling 800-330-0388.

NOTE: Unit will not operate if filter or water tank is not in place.

TROUBLESHOOTING

PROBLEM	POSSIBLE CAUSE
Unit has no power	<ul style="list-style-type: none">• Check your power source (circuit)• DC adaptor / power source is not properly connected• Water tank is not in place• Filter is not properly installed• Water tank is full (red indicator light)

SPECIFICATION

MODEL	SD-350	SD-350TI
Voltage	12V	
Rated Power	60W ±5W	
Water Tank Capacity	4 pints (2000ml)	
Moisture Removal (per 24 hrs / 86°F, 80% RH)	11.83 oz (350ml)	
Dimension	8 W x 4.93 D x 13 H inches	
Net Weight	3.65 lbs (w/o adaptor)	
Gross Weight	5 lbs	



Your Guarantee

If this product is found to be faulty as a result of faulty materials or workmanship within one year from date of purchase, it will be repaired free of charge.

This guarantee is subject to the following terms:

- Sunpentown must be notified of the fault.
- Proof of purchase must be presented to Sunpentown's nominated representative.
- The warranty will be void if the product is modified, misused or repaired by an unauthorized person.
- The warranty after repair will not be extended beyond the original one-year period.
- All replacement parts will be new or reconditioned.
- Parts, which are replaced, become the property of Sunpentown.
- The warranty applies to the use of the product in the USA only.

What is NOT COVERED:

- Warranty does not include freight charges.
- Incidental or consequential damage caused by possible defects with this product.
- Damage to product caused by improper power supply voltage, accident, fire, floods or acts of nature.
- Failure of product resulting from unauthorized modifications to the product.
- Improper installation or failure to perform the necessary maintenance.

This GUARANTEE is in addition to your Statutory Rights

SUNPENTOWN INTERNATIONAL INC.
21415 Baker Parkway, City of Industry, CA 91789-5236
Tel: 909-468-5288 · Fax: 909-468-5279
service@sunpentown.com
www.sunpentown.com