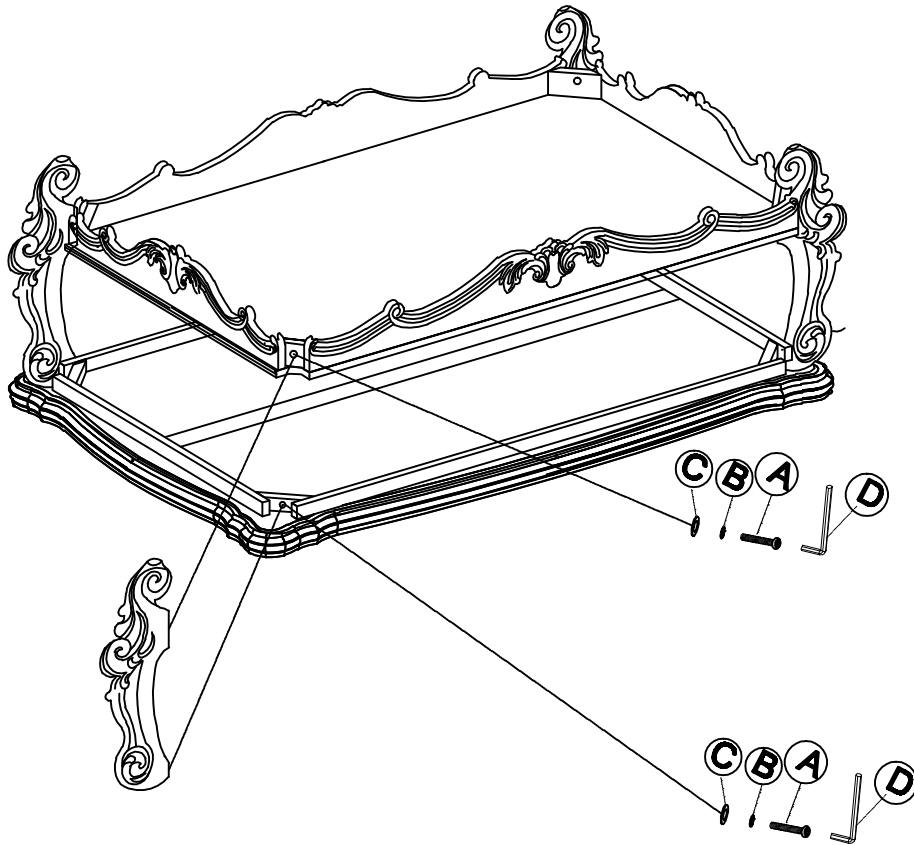



# ASSEMBLY INSTRUCTION





Step 1:



Finish:



## Hardware List

| No.: | Description  | Drawing   | Size          | Q' ty |
|------|--------------|---|---------------|-------|
| A    | Bolt         |  | Ø5/16"X2 1/4" | 8     |
| B    | Lock Washer  |  | Ø5/16"X12mm   | 8     |
| C    | Flat Washer  |  | Ø5/16"X22mm   | 8     |
| D    | Allen Wrench |  | 5mmX65        | 1     |