

Quick Start Guide



Zephyr Connect

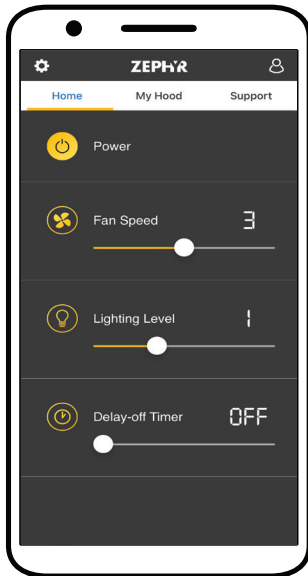
Thank you for choosing Zephyr!

Your range hood is compatible with our Zephyr Connect app. All you need is a WiFi connection with access to the Internet.

Zephyr Connect allows you to control your range hood from anywhere using a mobile device or smart speaker; includes real time diagnostics and provides you with important product information. Please follow this Quick Start Guide to get started.

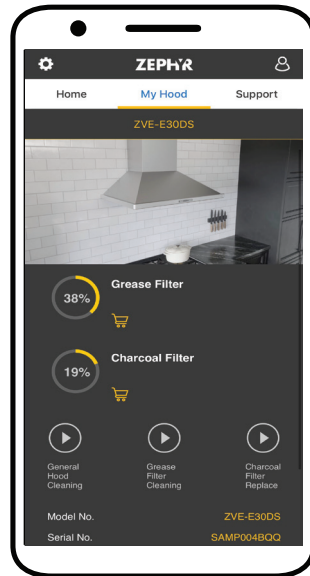
Zephyr Connect helps you connect to what matters.

Zephyr Connect App Features



Control your hood remotely with convenient slider buttons:

- Fan Speed
- Lighting
- Delay-Off Timer

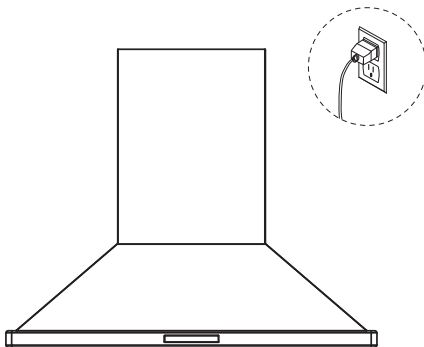


View important information:

- Filter Life Status
- How-To Videos
- Model and Serial Numbers
- Warranty Information


1 Getting Started

Ensure your range hood is connected to a power source and within range of your WiFi network.



2 App Install

Download the Zephyr Connect app from Google Play or the Apple App Store, and follow the on-screen instructions.

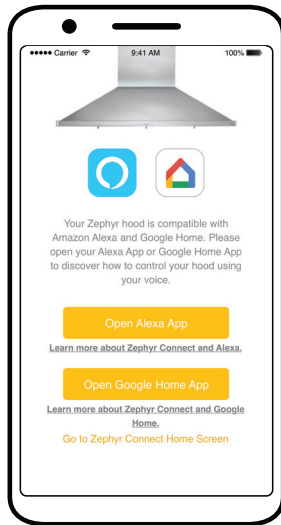


NOTE:

You will need to place your hood into Bluetooth®-pairing mode during setup by holding the Fan Down and Light buttons simultaneously for 3 seconds. The Bluetooth® pairing code is 123456.

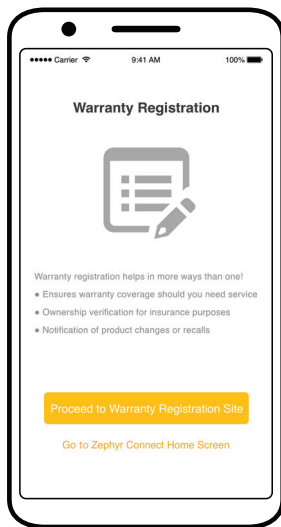
3 Amazon Alexa and Google Home Connectivity

During setup, follow the on-screen instructions to connect your hood to Amazon Alexa and/or Google Home. This can also be set up later by tapping the Profile icon (👤) in the app.



4 Warranty Registration

During setup, follow the on-screen instructions to register your hood's warranty. This can also be set up later by tapping Support in the app.



NOTE:

You will create a Zephyr Online Store account during this process which is separate from the Zephyr Connect account.

5

Amazon Alexa

Here are some commands you can give Alexa:



Turn hood on to last setting or turn it off:

Alexa, turn [On, Off] Zephyr.

Set a specific fan speed:

Alexa, set Zephyr Fan Speed to [1-6].

Set a specific light level:

Alexa, set Zephyr Light to [1-3].

Start/Stop Automatic Delay-Off Timer:

Alexa, [Start,Stop] Zephyr Delay Off Timer.

NOTE:

You can rename your Zephyr hood in the Amazon Alexa app.

6 Google Home

Here are some commands you can give Google Home:



Turn hood on to last setting or turn it off:

Hey Google, turn [On, Off] Zephyr.

Set a specific fan speed:

Hey Google, set Zephyr to Speed [1-6].

Set a specific light level:

Hey Google, set Zephyr Light to [1-3].


Start/Stop Automatic Delay-Off Timer:

Hey Google, start [1-10] minute timer on Zephyr.

Hey Google, stop timer on Zephyr.

NOTE:

You can rename your Zephyr hood in the Google Home app.



For more help, please contact us via our
website at zephyronline.com/contact

Bluetooth® is a registered trademark of Bluetooth SIG, Inc. worldwide.

App Store® and other Apple trademarks are property of Apple Inc.

Amazon, Alexa and all related logos are trademarks of Amazon.com, Inc.

The "Android" name, Google Home, the "Google Play" brand, and other Google trademarks, are property of Google LLC.

