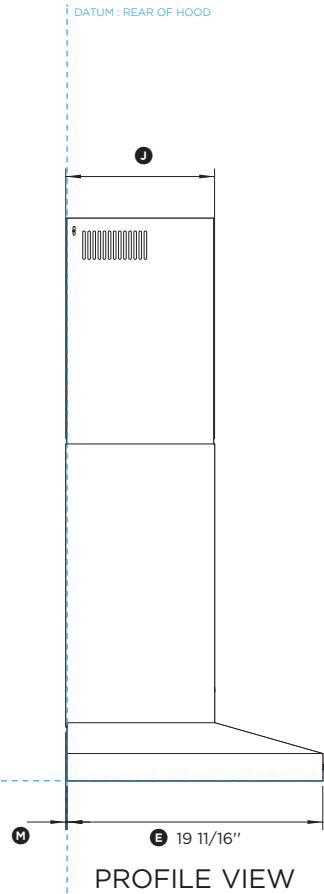
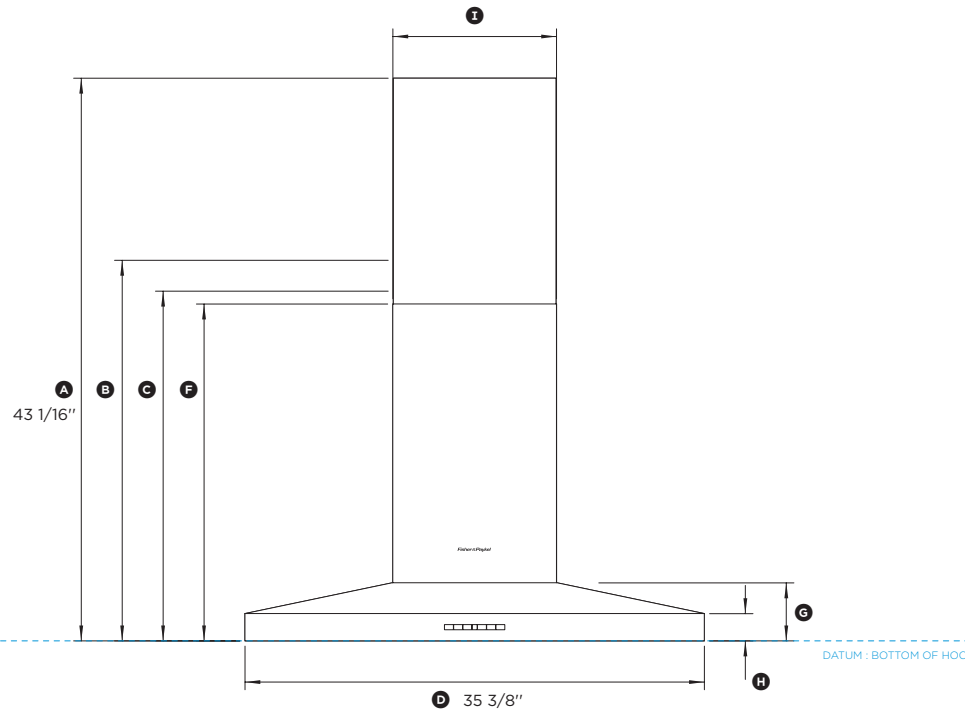


PLAN VIEW



PROFILE VIEW



FRONT VIEW

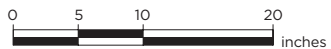
Model no:
HC36PHTX1

Product Dimensions	in
Ⓐ Maximum height of rangehood	43 1/16"
Ⓑ Minimum overall height - recirculating	29 1/8"
Ⓒ Minimum overall height - ducted	26 3/4"
Ⓓ Overall width of rangehood	35 3/8"
Ⓔ Depth of rangehood chassis	19 11/16"
Ⓕ Height from bottom datum to top of lower chimney section	25 13/16"
Ⓖ Height of canopy	4 1/2"
Ⓗ Height of control panel	2 1/16"
Ⓙ Width of chimney	12 5/8"
Ⓚ Depth of chimney including rear bracket	11 7/16"
Ⓛ Ducting outlet diameter	6"
Ⓜ Distance from center of ducting outlet to rear datum	3 3/4"
Ⓝ Rear bracket depth	1/8"

INDICATES PRODUCT DATUM -----

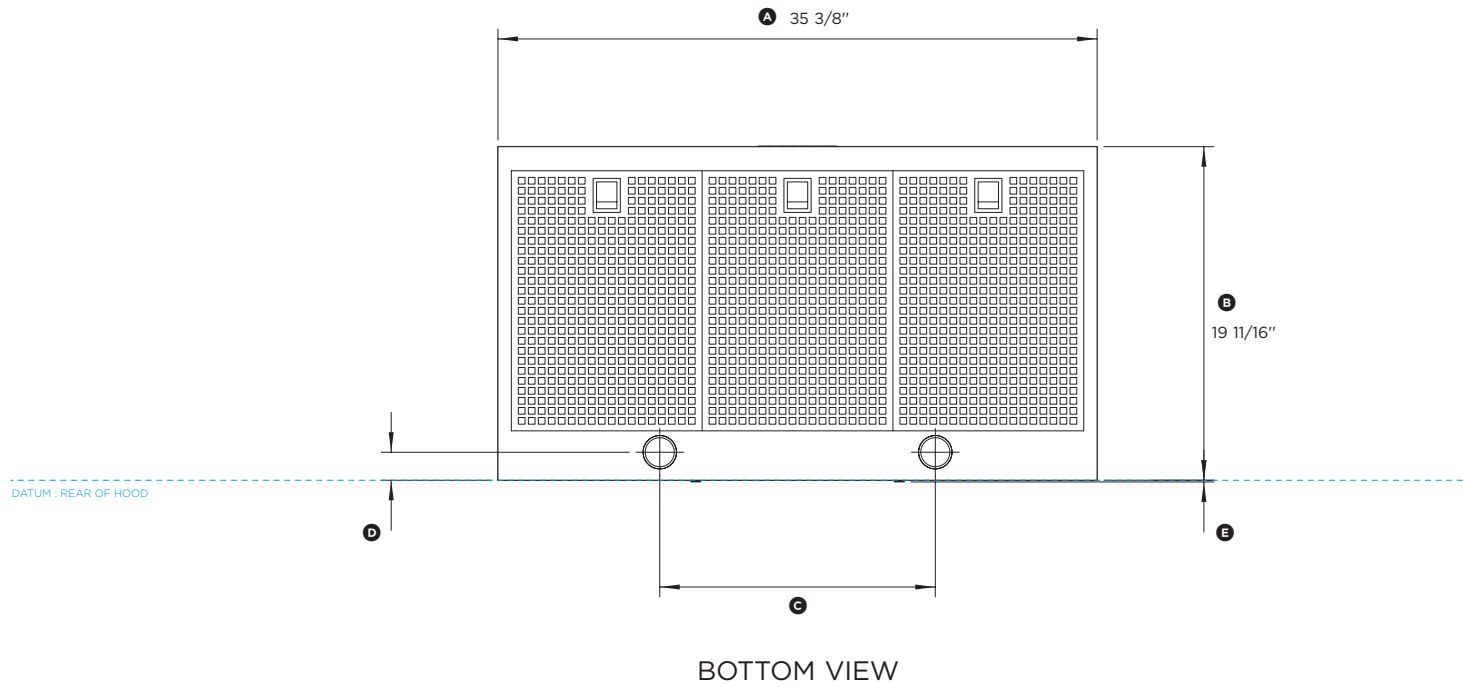
DATE: 10.12.2015

IMPORTANT NOTE: Throughout this guide, dimensions may vary by ±2mm (3/32"). Please read the installation manual for detailed information on installing the product. For full installation instructions & specifications visit fisherpaykel.com



Model no:
HC36PHTX1

Product Dimensions	in
Ⓐ Overall width of rangehood	35 3/8"
Ⓑ Depth of rangehood chassis	19 11/16"
Ⓒ Distance between light centers	16 1/4"
Ⓓ Distance from center of lights to rear of chassis	1 5/8"
Ⓔ Rear bracket depth	1/8"

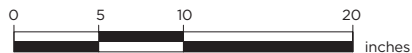


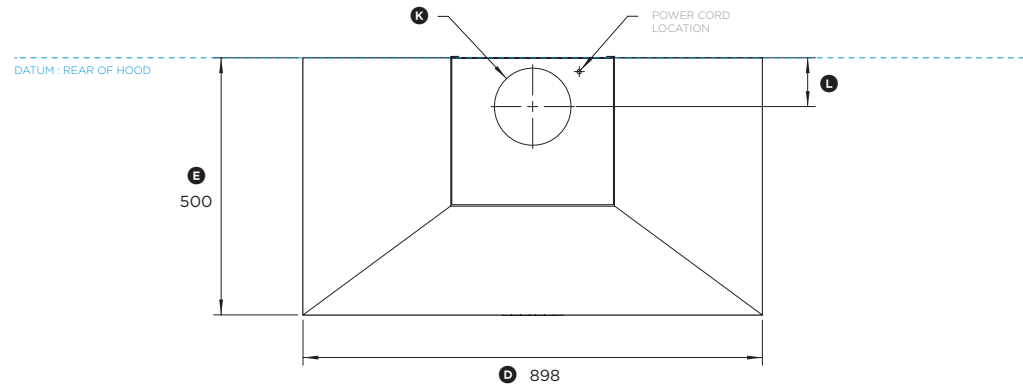
DATUM : REAR OF HOOD

INDICATES PRODUCT DATUM -----

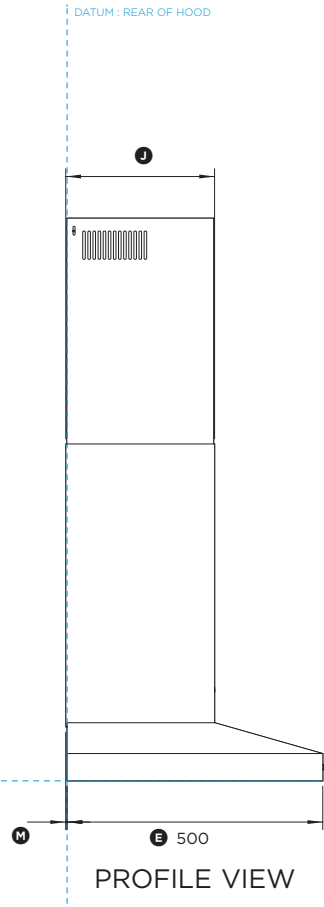
DATE: 10.12.2015

IMPORTANT NOTE: Throughout this guide, dimensions may vary by $\pm 2\text{mm}$ ($3/32"$). Please read the installation manual for detailed information on installing the product. For full installation instructions & specifications visit fisherpaykel.com

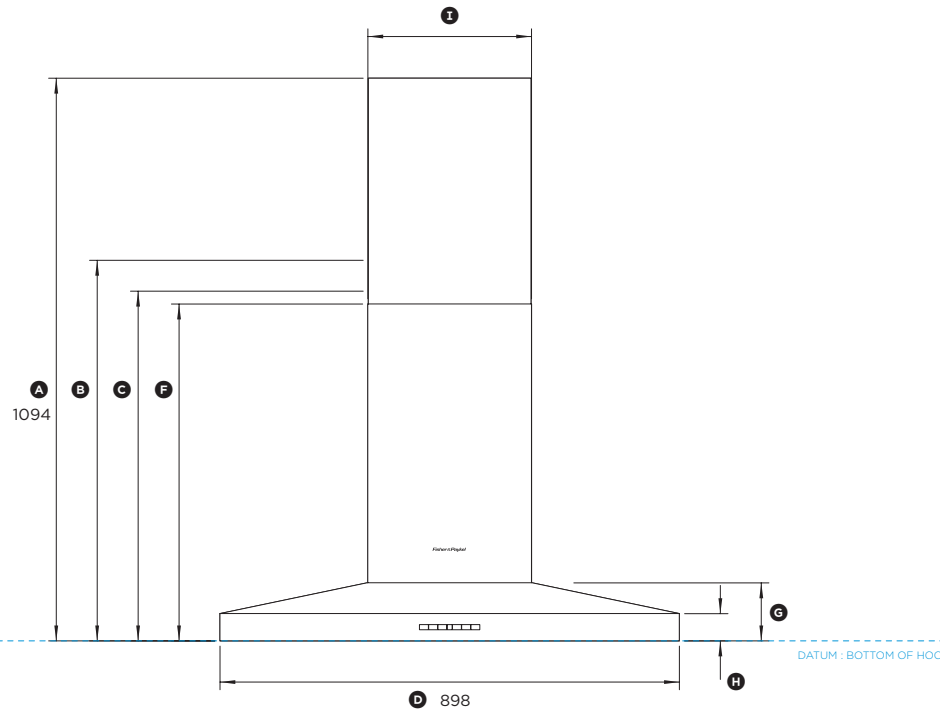




PLAN VIEW



PROFILE VIEW



FRONT VIEW

Model no:
HC36PHTX1

Product Dimensions	mm
Ⓐ Maximum height of rangehood	1094
Ⓑ Minimum overall height - recirculating	740
Ⓒ Minimum overall height - ducted	680
Ⓓ Overall width of rangehood	898
Ⓔ Depth of rangehood chassis	500
Ⓕ Height from bottom datum to top of lower chimney section	655
Ⓖ Height of canopy	114
Ⓗ Height of control panel	53
Ⓚ Width of chimney	320
Ⓛ Depth of chimney including rear bracket	290
Ⓜ Ducting outlet diameter	150
Ⓝ Distance from centre of ducting outlet to rear datum	95
Ⓟ Rear bracket depth	3

INDICATES PRODUCT DATUM -----

DATE: 10.12.2015

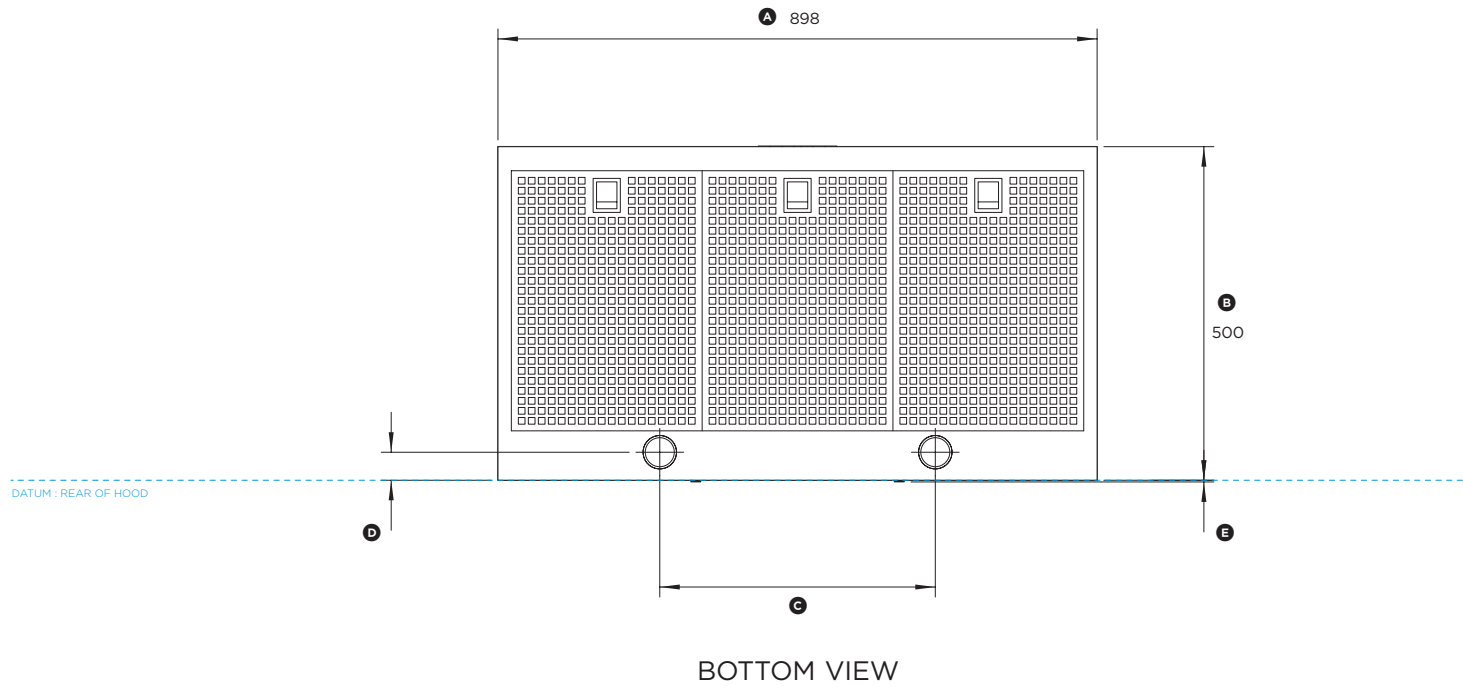
IMPORTANT NOTE: Throughout this guide, dimensions may vary by ±2mm (3/32"). Please read the installation manual for detailed information on installing the product. For full installation instructions & specifications visit fisherpaykel.com



Model no:

HC36PHTX1

Product Dimensions	mm
Ⓐ Overall width of rangehood	898
Ⓑ Depth of rangehood chassis	500
Ⓒ Distance between light centres	413
Ⓓ Distance from centre of lights to rear of chassis	42
Ⓔ Rear bracket depth	3



INDICATES PRODUCT DATUM -----

DATE: 10.12.2015

IMPORTANT NOTE: Throughout this guide, dimensions may vary by $\pm 2\text{mm}$ ($3/32''$). Please read the installation manual for detailed information on installing the product. For full installation instructions & specifications visit fisherpaykel.com

