

BUILT-IN WINE CELLAR 24"



CODE ID

F7IBW2401-R (RIGHT HINGE)


CODE ID

F7IBW2401-L (LEFT HINGE)

 RIGHT HINGE

 LEFT HINGE

 Deep-freezing

 Hot air ventilation

 Rapid Deep Freezing

 LED lighting


 Noise Level 41 (dB)

 Integrated Installation

 Holiday Mode

 Triple Pane Glass

 54 Bottles Capacity



SPECIFICATIONS

WINE CELLAR

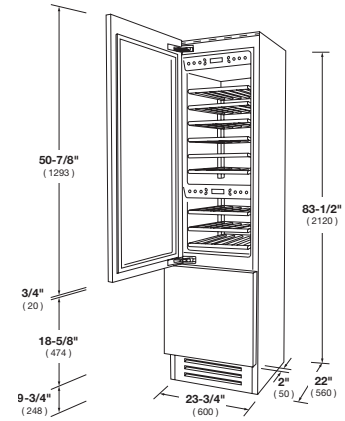
Overlay Panel
Cave Storage Compartment
Natural Wood Shelves for 36 bottles
Wine Cellar Compartment
Natural Wood Shelves for 18 bottles
TriplePlay Refrigeration
Total No Frost
LED Lighting
Brilliant white aluminium interior
FlexZone Bottom Drawer

OPTIONAL ACCESSORIES

REFHANDPRO24
Sofia Wine Cellar Pro Handle Kit
REFSBSINT60
Coupling kit
REFHANDIS24
Distinto Wine Cellar Pro Handle Kit

WINE CELLAR

24" OVERLAY BUILT-IN WINE CELLAR



CODE ID	24" BUILT-IN WINE CELLAR F7IBW24O1-L (LEFT HINGE) F7IBW24O1-R (RIGHT HINGE)	
Series	700	
Finish	Overlay Panel	
PERFORMANCES/CAPACITY		
Noise Level db	41	
Riserva Compartment capacity (bottles)	36	
Wine Cellar Compartment capacity (bottles)	18	
Flexzone Bottom-Drawer capacity (cbft)	2	
FEATURES		
Riserva storage compartment		
Natural wood shelves	6	
Wine Cellar Compartment		
Natural wood shelves	3	
Flexzone Bottom-Drawer		
White Painted Drawers	1	
Internal Drawers	1	
LED lighting	•	
Glass door	•	
Equipment		
TriplePlay Refrigeration	•	
No Frost	•	
Flexzone	•	
TruPivot hinges	•	
DIMENSIONS/WEIGHT		
Width in	23 - 5/8"	600 mm
Height in	83 - 1/2"	2121 mm
Depth without handle in	24"	610 mm
Minimum niche height in	84"	2134 mm
Door clearance in	46"	1168 mm
Door opening angle	105°	
Net Weight	386 lbs	175 kg
POWER / RATINGS (115 V, 60 HZ)		
Watts / Amps	472W - 4.1A	
Power Cable	Nema 5-15P	
INSTRUCTIONS FOR USE		
Use & Care Manual / Installation Manual	English / French / Spanish	