

ContourLine  
30" Convection Oven

H 6580 BP



# ContourLine 30" Convection Oven H 6580 BP



## H 6580 BP

### Features:

- SensorTronic controls: 5-line TFT display with laterally positioned sensor controls that clearly present menu content.
- Self Clean Oven
- 19 Operating Modes
- Rapid PreHeat
- MasterChef menu offers over 100 food types to cook to perfection
- Roast Probe for perfect roasting results
- Favorites - up to 20 recipes
- Sabbath Program
- CleanGlass Door
- Timer
- TwinPower Fans provide optimum and even distribution of hot air
- Soft Open and Soft Close for easier handling
- ComfortSwivel Handle moves with the motion of your wrist, creating a more ergonomic feel when opening and closing the oven door

# ContourLine 30" Convection Oven H 6580 BP



<p><b>Comfort Handle:</b> Standard with ContourLine (DS 6708 Item #09828380)</p>	<p><b>ComfortSwivel Handle:</b> Optional for ContourLine Optional for PureLine (DS 6718 Item # 09828390)</p>
--	--

<p>Comfort Handle standard on H 6180 BP</p>		<p>ComfortSwivel Handle standard on H 6580 BP</p>
---	--	---

**Silhouette Handle:**  
Standard with Pureline  
Optional for Contourline  
(DS 6808 Item # 09828400)

Silhouette Handle  
standard on  
H 6280 BP and  
H 6680 BP

<p><b>Silhouette Handle (Chrome):</b> Standard with BrilliantWhite (DS 6808 Item # 09828410)</p>	<p><b>Silhouette Handle:</b> Standard with Truffle Brown (DS 6808 Item # 09870690)</p>
--	--

# ContourLine 30" Convection Oven H 6580 BP



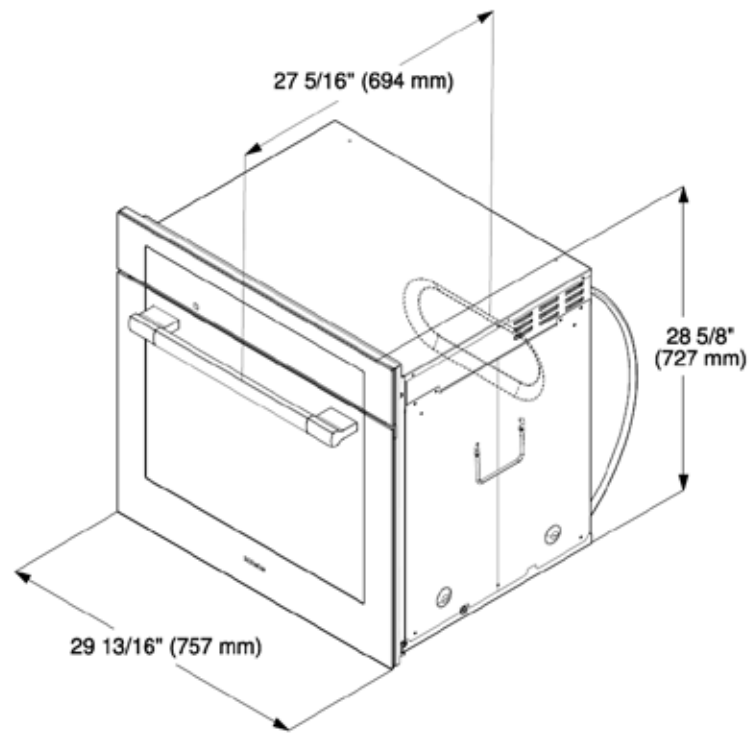
SPECIFICATIONS	
<b>H 6580 BP – Item 22658053USA</b>	
Overall Unit Width - Excluding Fascia Dimension	28 <sup>7</sup> / <sub>16</sub> " (722mm)
Overall Height - Excluding Fascia Dimension	27 <sup>3</sup> / <sub>4</sub> " (705mm)
Overall Unit Depth - Excluding Fascia Dimension	23 <sup>3</sup> / <sub>4</sub> " (603mm)
Oven Door Clearance	23" (584mm)
Overall Oven Interior Capacity	4.63 cu.ft - 131.24 liters
Overall Fascia Dimensions	29 <sup>13</sup> / <sub>16</sub> " (757mm) W x 28 <sup>5</sup> / <sub>8</sub> " (727mm) H x 7 <sup>7</sup> / <sub>8</sub> " (23mm) D
Oven Interior Dimensions	24 <sup>1</sup> / <sub>2</sub> " (622mm) W x 16 <sup>5</sup> / <sub>8</sub> " (423mm) H x 18 <sup>1</sup> / <sub>4</sub> " (464mm) D
Built-In	
Minimum Cabinet Width	28 <sup>1</sup> / <sub>2</sub> " (724mm)
Minimum Cabinet Depth	24" (610mm)
Minimum Cabinet Opening Height	28 <sup>1</sup> / <sub>4</sub> " (718mm)
Minimum Base Support	193 lbs
Additional Cut-outs Required	Venting cut-out required at base of cabinet (4" x 28" / 100 mm x 720 mm) in the bottom of the cabinet for power cord and ventilation
Electrical	
Electrical Requirements	208/240V 30A 60Hz circuit
Power Cord	Yes - NEMA 14-30 plug
Electrical Rating	120/208V, 30A, 60Hz 5800w / 120/240V, 30A, 60Hz 4400w
Total Amps	240V / 24.166A / 208V / 21.15A
Shipping	
Shipping Weight	216 lbs
Shipping Dimensions	32 <sup>11</sup> / <sub>16</sub> " W x 35 <sup>1</sup> / <sub>16</sub> " H x 30 <sup>5</sup> / <sub>16</sub> " L
Support	
Call	800.843.7231
20/20	☎2020technologies.com

# ContourLine 30" Convection Oven H 6580 BP

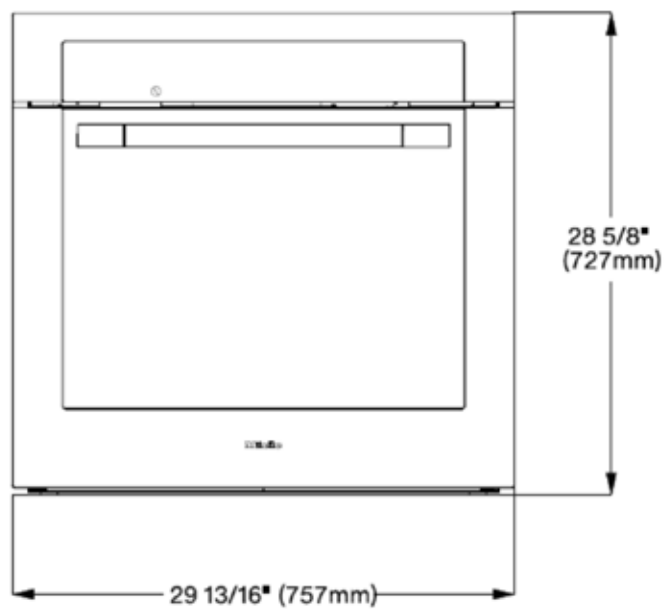


## PRODUCT VIEWS

Isometric



Front

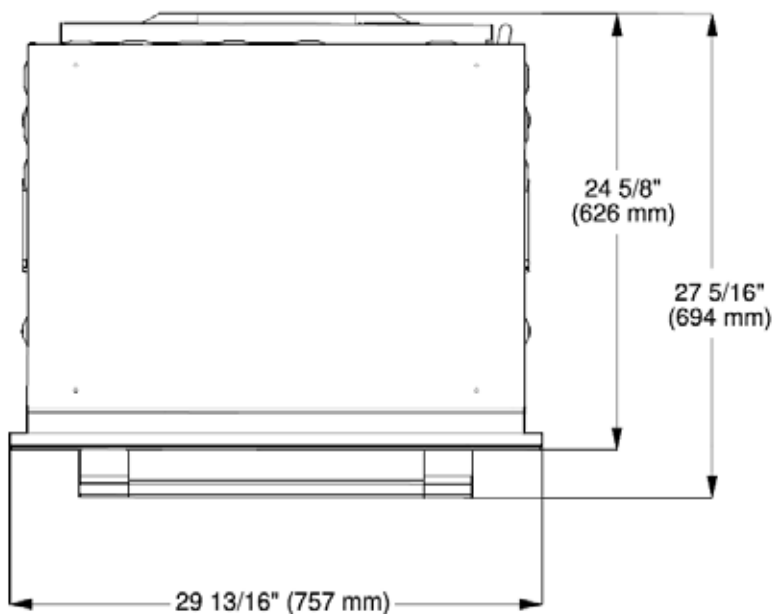


# ContourLine 30" Convection Oven H 6580 BP

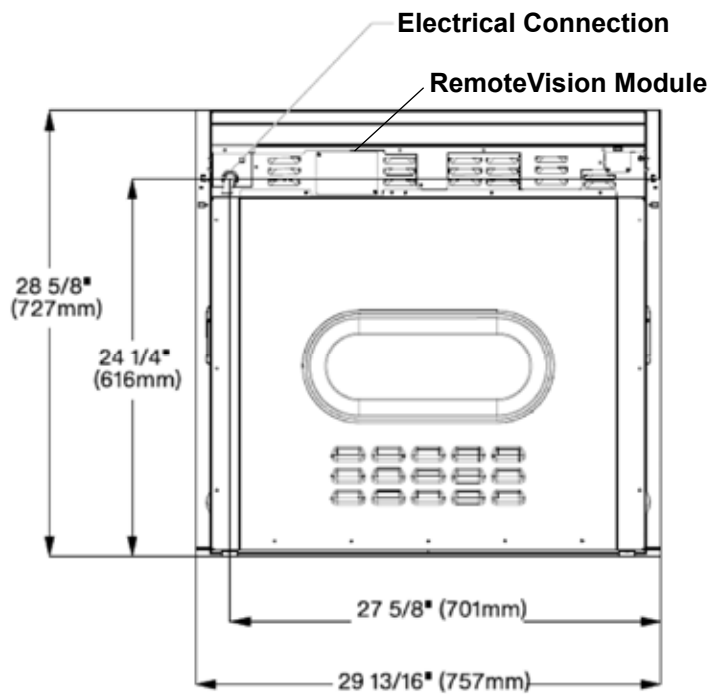


## PRODUCT VIEWS

Top View



Rear View

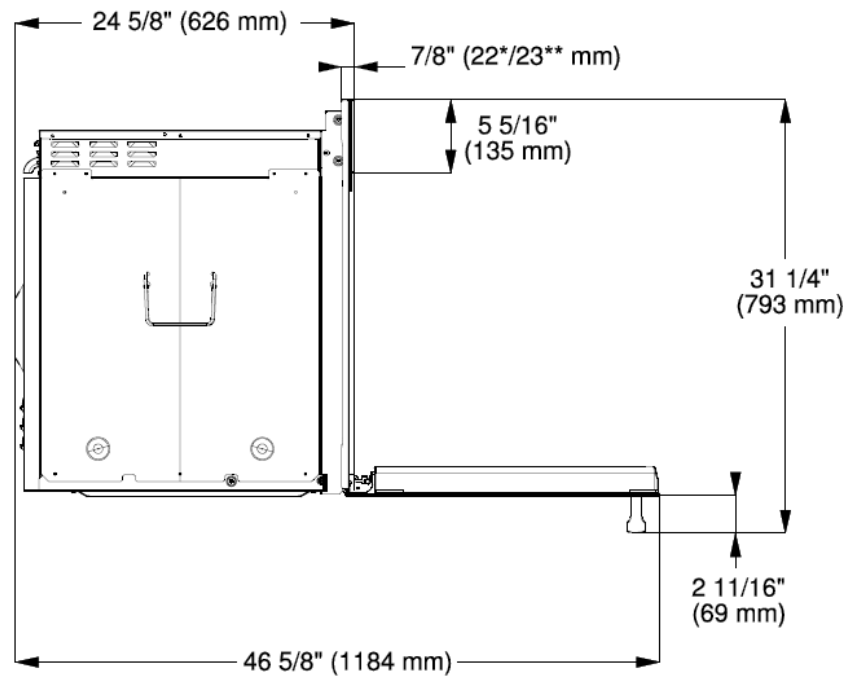


# ContourLine 30" Convection Oven H 6580 BP



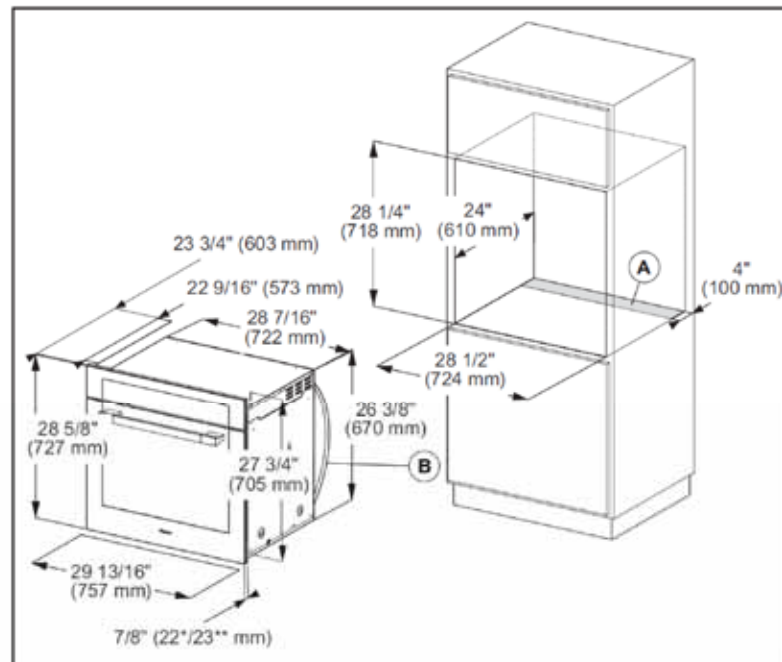
## PRODUCT VIEWS

Side View



## INSTALLATION SPECIFICATIONS

Install in Tall Cabinet



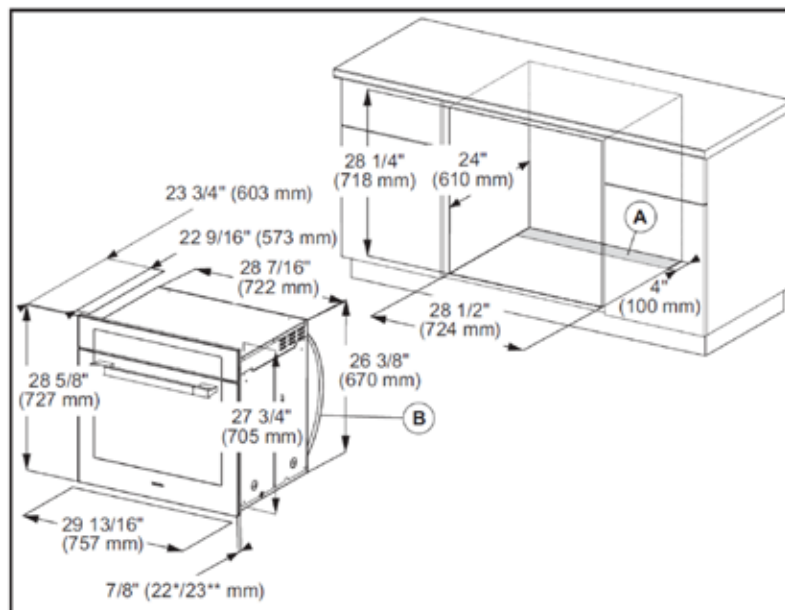
- Ⓐ Cut-out (4" x 28" / 100 mm x 720 mm) in the bottom of the cabinet for power cord and ventilation
- Ⓑ Power cord with plug
- \* Oven with glass front
- \*\* Oven with metal front

# ContourLine 30" Convection Oven H 6580 BP



## INSTALLATION SPECIFICATIONS

### Undercounter Installation



- Ⓐ Cut-out (4" x 28" / 100 mm x 720 mm) in the bottom of the cabinet for power cord and ventilation
- Ⓑ Power cord with plug
- \* Oven with glass front
- \*\* Oven with metal front