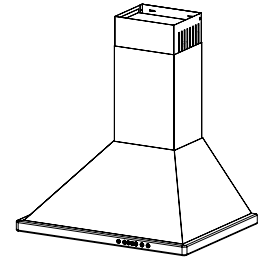


MODELS WTT32I30SB, WTT32I36SB, WTT32I42SB RANGE HOODS



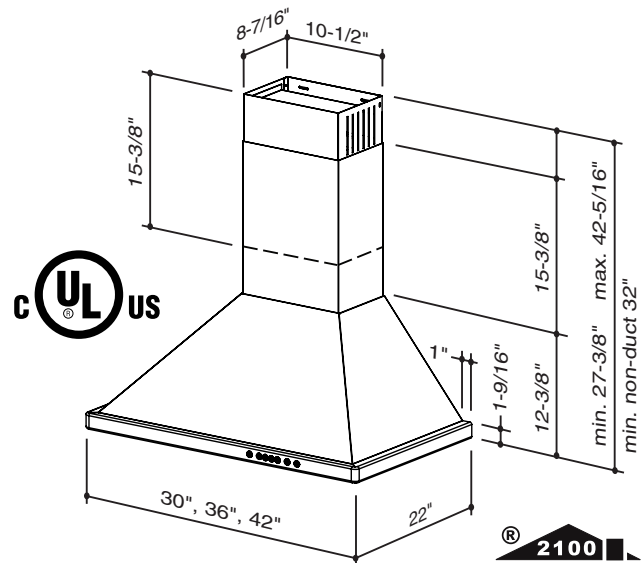
Traditional Italian design wall mount chimney hood. Design includes modern features and high performance necessary in today's upscale residential kitchens.

FEATURES

- Wall mount
- Finish: 430 Stainless Steel #4 Brushed
- Widths: 30", 36", 42"
- Depth: 22"
- Duct connector with back draft damper - 8" round
- Three-setting cook top lighting. Uses two (2), 50W, GU10 halogen lamps. Three (3) lamps on 42" wide hood. Bulbs included.
- Quick release stainless steel / aluminum mesh filters are dishwasher safe.
- 4-speed electronic push button control with blue backlit selection indicators.
- Powerful, centrifugal blower with high efficiency motor produces 600 CFM
- Quiet operation
- Heat Sentry™ - automatically turns blower to high speed when excess cooking heat is detected.
- Delay timer control automatically shuts off range hood after 5 minutes.
- Special control indicates when it's time to clean the filters.

OPTIONS

- Non-ducted kit - ANKWTT320 (for 30" wide hood), ANKWTT326 (for 36" & 42" wide hoods)
- Charcoal filters included
- Flue extension for 10-foot ceilings - AEWTT32SB
- Make-up Air damper - MD6T (6" duct), MD8T (8" duct)
- Transformer included
- Non-ducted Replacement Filters - AFCWTT32 (for 30" hood), AFCWTT326 (for 36" & 42" hoods)
- Includes (2) filters



SPECIFICATIONS

MODEL NO.	VOLTS	AMPS	CFM / SONES (High Speed)	CFM / SONES (Low Speed)	DUCT
WTT32I30SB	120	4.5	600 / 9.5	200 / 1.4	8" round
WTT32I36SB	120	4.5	600 / 9.5	200 / 1.4	8" round
WTT32I42SB	120	5.0	600 / 9.5	200 / 1.4	8" round

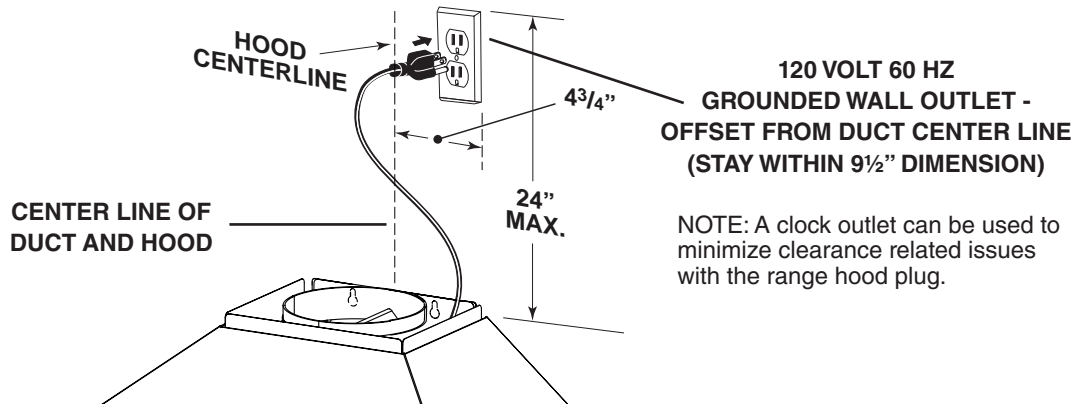


HVI-2100 CERTIFIED RATINGS comply with new testing technologies and procedures prescribed by the Home Ventilating Institute, for off-the-shelf products, as they are available to consumers. Product performance is rated at 0.1 in. static pressure, based on tests conducted in a state-of-the-art test laboratory. Sones are a measure of humanly-perceived loudness, based on laboratory measurements.

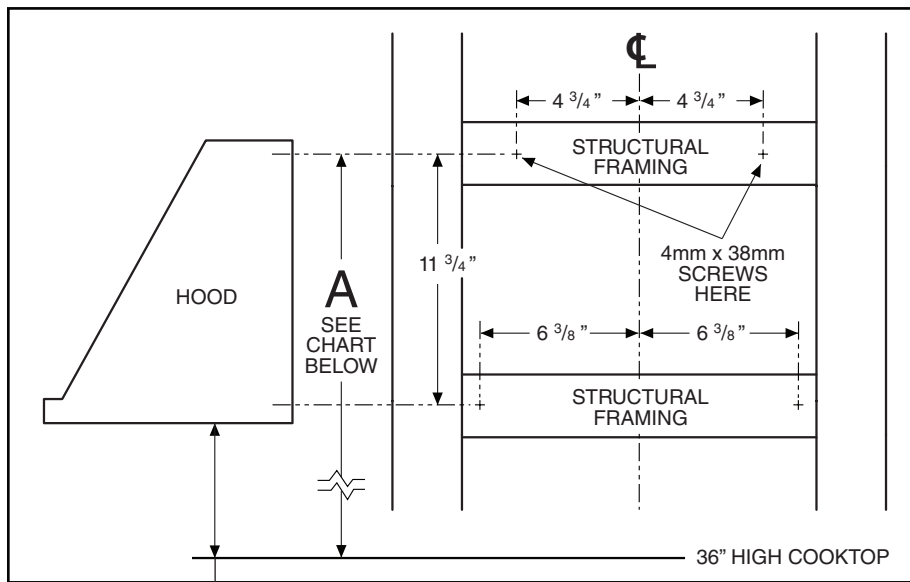
BEST Hartford, Wisconsin www.BestRangeHoods.com 800-558-1711

REFERENCE	QTY.	REMARKS	Project
			Location
			Architect
			Engineer
			Contractor
			Submitted by
			Date

WTT32I30SB, WTT32I36SB, WTT32I42SB WIRING



WTT32I30SB, WTT32I36SB, WTT32I42SB MOUNTING



Desired Hood Distance (Above 36" High Cooktop)

	24"	25"	26"	27"	28"	29"	30"
Ceiling Height	Upper Mounting Screws Location (Distance above 36" High Cooktop) (Dimension "A")						
8 Feet	37-1/8"	38-1/8"	39-1/8"	40-1/8"	41-1/8"	*42-1/8"	*43-1/8"
9 Feet							43-1/8"
9 Feet with AEWTT32SB	**37-1/8"	**38-1/8"	**39-1/8"				
10 Feet with AEWTT32SB	37-1/8"	38-1/8"	39-1/8"	40-1/8"	41-1/8"	42-1/8"	43-1/8"

* Not applicable for non-duct installation.

** For non-duct installation, use upper flue from AEWTT32SB and lower flue from standard hood.



WTT32I30SB, WTT32I36SB, WTT32I42SB RANGE HOOD SYSTEM

