

# RF23M8570S

SAMSUNG

## Samsung Counter-Depth, 4-Door Refrigerator with Family Hub™

22 cu. ft. Capacity



### Signature Features

#### Food Management

- Create shopping lists and see inside from anywhere with 3 built-in cameras, also set expiration notifications to make sure everything is fresh.

#### Family Connection

- Share multiple calendars, photos, notes and memos.

#### Entertainment

- Stream music, videos, watch your Samsung TV directly on your Family Hub.™


### Available Colors



Stainless Steel (shown)



Black Stainless Steel



Family Hub



FlexZone™ Drawer

### Features

- Family Hub™ – WiFi-enabled touchscreen
- 4-Door Counter-Depth Design
- Large Capacity 22 cu. ft
- 4-Step FlexZone™ Drawer
- Twin Cooling Plus®
- External Filtered Water and Ice Dispenser
- Touch Button Display
- High-Efficiency LED Lighting
- ENERGY STAR® Compliant
- Tempered Glass Spill-Proof Shelves
- Gallon Door Bins
- Two Clear Crispers

### Convenience

- Door Alarm
- Water Filter Indicator
- Dispenser Lock
- Energy Saver

### Rating



ENERGY STAR®-rated:  
CEE Tier 1  
662 kWh/yr

# RF23M8570S

# SAMSUNG

## Samsung Counter-Depth, 4-Door Refrigerator with Family Hub™

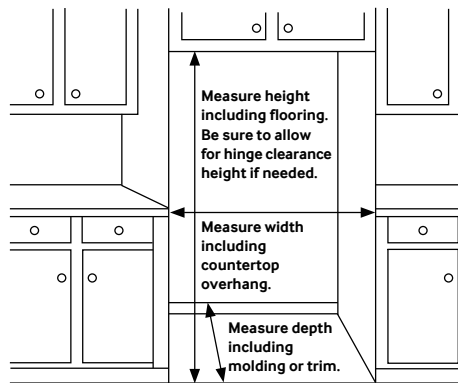
22 cu. ft. Capacity

### Installation Specifications

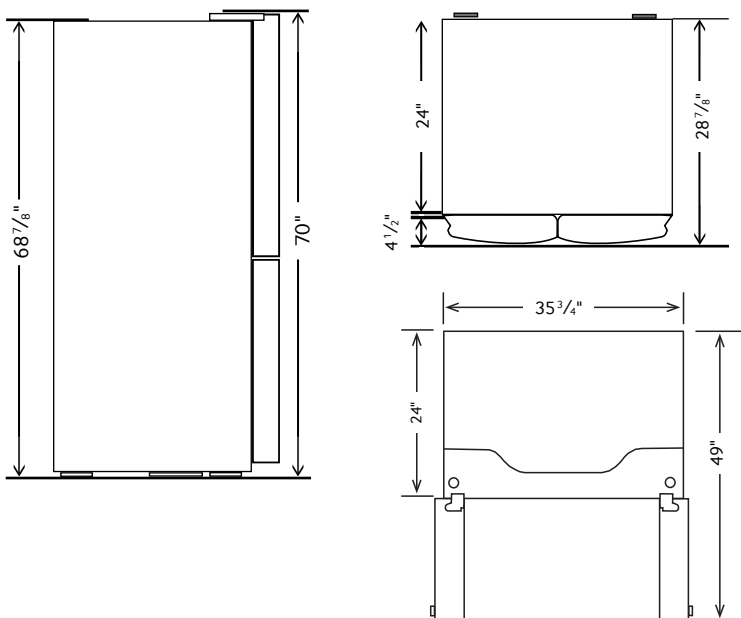
1. Measure the height, width and depth of the opening, making sure to include baseboards, molding tile, countertop overhang, etc. Check to be sure there is enough room to open the door (consider walls, islands or other obstacles when measuring).
2. Refer to illustration below to determine dimensions.
3. Allow 2.5" of clearance on hinge side of refrigerator when installing next to a wall where handle may make contact.
4. Allow 1" minimum clearance at rear for proper air circulation and water/electrical connections. Allow a 3/8" minimum clearance at sides and top for ease of installation.
5. Ensure each door and entryway in the home is wide enough for the refrigerator to be moved through easily.

For optimal usage and to be able to open refrigerator doors completely, do not install next to a wall.

Please note: The following dimension and cutout information is for planning purposes only. For complete installation details, consult manual packed with product, or download manual online at [samsung.com](http://samsung.com).



### Dimensions



**Total Capacity: 22.2 cu. ft.**

**Refrigerator: 12.5 cu. ft.**

- Premium External Filtered Water and Ice Dispenser (Crushed or Cubed Ice)
- High-Efficiency LED Lighting
- 2 Crispers
- 5 Tempered Glass Spill-Proof Shelves
  - 1 Slide-In
  - 1 Foldable Half
  - 2 Fixed
  - 1 Full Width Glass Shelf on Crisper
- 7 Door Bins
  - Right Door: 3 Gallon Bins
  - Left Door: 4 Regular Bins

**FlexZone™ Drawer: 3.1 cu. ft.**

- 4 Temperature Zones with Smart Divider:
  - Meat/Fish (29°F)
  - Cold Drinks (33°F)
  - Deli/Snacks (37°F)
  - Wine/Party Dishes (42°F)

**Freezer: 6.6 cu. ft.**

- 1 Drawer Divider
- High-Efficiency LED Lighting

### Warranty

One (1) Year Parts and Labor on Refrigerator  
Five (5) Years Parts and Labor on Sealed Refrigeration System Only\*  
Ten (10) Years Parts and Five (5) Years Labor on Digital Inverter Compressor

\*Compressor, evaporator, condenser, drier and connecting tubing.

### Product Dimensions & Weight

Dimensions (WxHxD with hinges, handles and doors):  
35<sup>3</sup>/<sub>4</sub>" x 70" x 28<sup>7</sup>/<sub>8</sub>"

Dimensions (WxHxD without hinges and door):  
35<sup>3</sup>/<sub>4</sub>" x 68<sup>7</sup>/<sub>8</sub>" x 24"

Dimensions (WxHxD with hinge and door, no handle):  
35<sup>3</sup>/<sub>4</sub>" x 70" x 28<sup>7</sup>/<sub>8</sub>"

Weight: 326.2 lbs.

### Shipping Dimensions & Weight (WxHxD)

Dimensions: 38<sup>1</sup>/<sub>4</sub>" x 77<sup>1</sup>/<sub>2</sub>" x 31<sup>1</sup>/<sub>4</sub>"

Weight: 350.5 lbs.

### Color

Stainless Steel

Black Stainless Steel

### Model #

RF23M8570SR

RF23M8570SG

### UPC Code

887276198118

887276198101