



## STANDARD FEATURES



## OUTDOOR LIVING SUITE

An Outdoor Living Suite consists of multiple cutouts (appliances sold separately) in an 8 foot suite to accommodate a:

- 36" Hestan grill
- 36" Hestan Access Door, Drawer/Door Cabinet, or Sealed Pantry
- 12" Hestan Double Side Burner
- 24" Hestan Refrigeration Product

An Outdoor Living Suite consists of multiple cutouts (appliances sold separately) in a 12 foot suite to accommodate a:

- 42" Hestan grill
- 12" Hestan Double Side Burner
- 16" Double Drawers
- 42" Hestan Access Door or Drawer/Door Cabinet
- 20" Trash and Recycle Center Storage Drawer
- Trash Chute
- 24" Refrigeration Product


Custom Countertop Options



Weatherproof Outlet



Marquise™ bellybar option



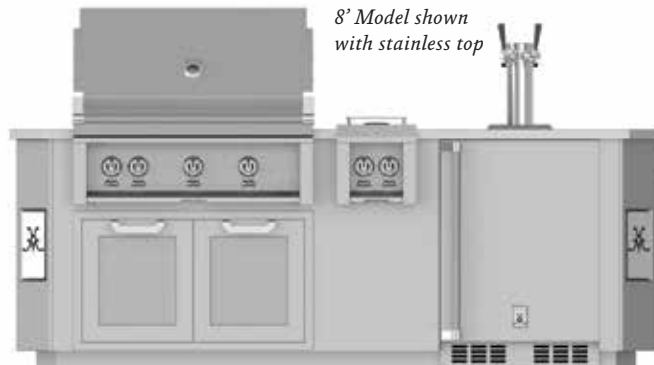
12' Model shown with stainless raised bar top

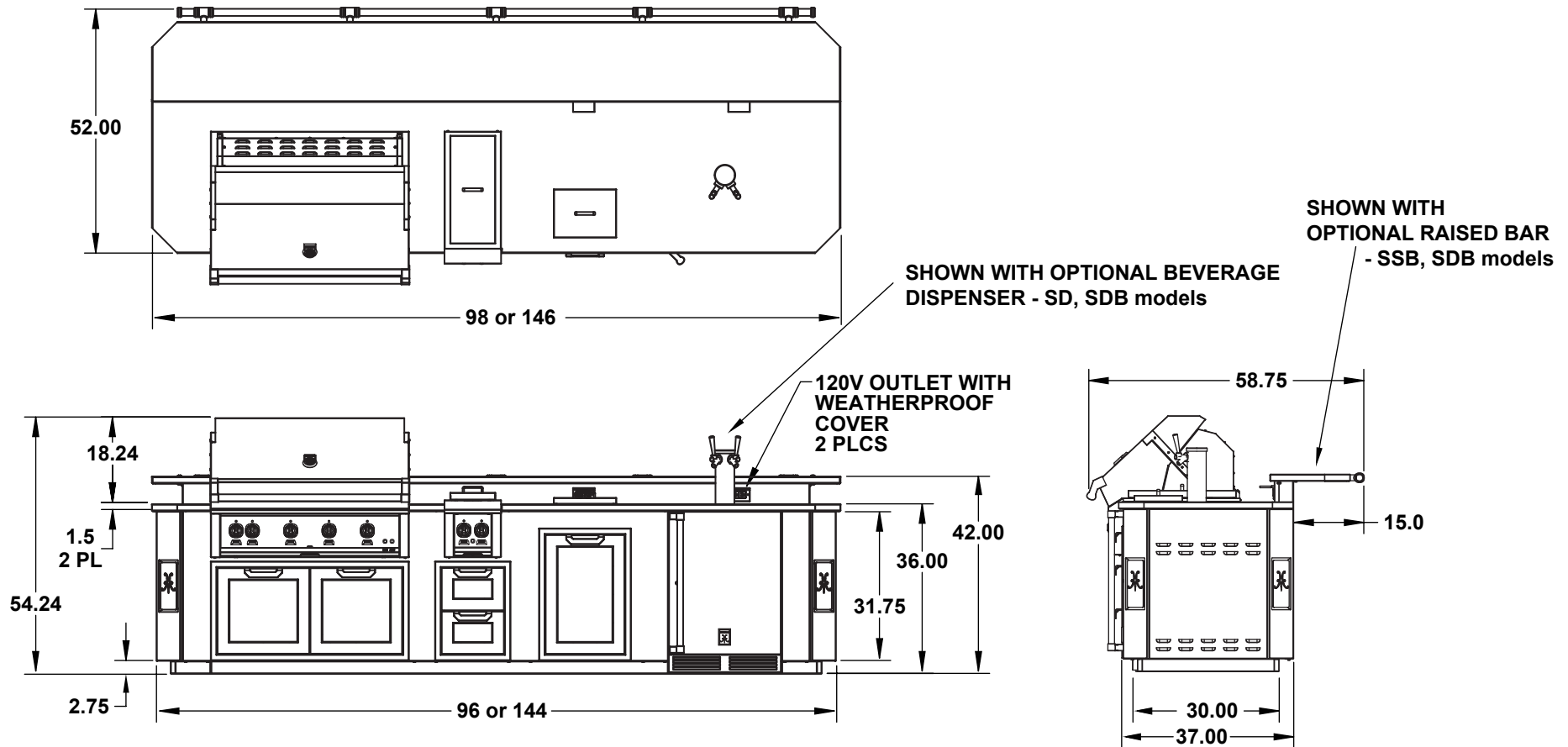
- Available in 8 foot and 12 foot widths
- Ground fault circuit interrupter outlets with 120 volt AC power & weatherproof covers
- Single point electrical connection to pre-wired junction box
- Single point gas connection
- Heavy gauge welded body construction
- Stainless steel front, sides, and bottom
- Stainless steel curb base
- Monogrammed corner panels

## OPTIONS & ACCESSORIES

- Stainless steel sub-structure for stone countertop (stone countertop not included) - S, SB models
- Fully welded 1-piece stainless countertop - SD, SS models
- Fully welded 1-piece stainless raised bar with Marquise™ bellybar, stainless backsplash with electrical outlets and waterproof outlet covers (one in 8 foot and two in 12 foot suite) - SSB, SDB models
- Outdoor Living Suite covers
- Beverage Dispenser Hole Ø - SD, SDB models

8' Model shown with stainless top





INSTALLATION/ASSEMBLY SHOULD BE PERFORMED BY A QUALIFIED SERVICE TECHNICIAN OR PROFESSIONAL OUTDOOR EQUIPMENT INSTALLER. THE ELECTRICAL COMPONENTS SUPPLIED WITH SUITES MUST BE INSTALLED BY A LICENSED ELECTRICIAN AND CONNECTED IN ACCORDANCE WITH LOCAL CODES. GAS CONNECTIONS MUST BE MADE BY A LICENSED PLUMBER IN ACCORDANCE WITH LOCAL CODES.

Built - In Models	Description	—Overall Dimensions*—			Weight
		W (in.)	D (in.)	H (in.)	
GE __8	8' Cooking Suite	98	37	36	650
GE__12	12' Cooking Suite	146	37	36	940

S: no top SD: ss top w/ beer dispenser SS: ss top SSB: ss top w/bar SDB: ss top w/bar and beer dispenser SB: no top w/ bar

**GAS REQUIREMENTS :** 1/2" NPT gas connection. Minimum gas supply is 7" water column for natural gas and 11" for propane. Operating pressure at the manifold is 4" water column for natural gas and 10" for propane. All units require a regulated gas supply.

**ELECTRICAL REQUIREMENTS :** 120V, 60Hz, 20 amp circuit breaker from main service panel

Hestan Outdoor products are approved for outdoor use only. Hestan Commercial Corporation reserves the right to change materials and specifications without notice. Specify type of gas when ordering.

\* Dimensions are of suite body and do not include actual appliance dimensions