

COASTER[®]
FINE FURNITURE

551161

SOFA

ASSEMBLY INSTRUCTION
COASTER FINE FURNITURE



ASSEMBLY INSTRUCTION


ASSEMBLY TIPS :

- 1.Remove hardware from box and sort by size.
- 2.Please check to see that all hardware and parts are present prior to start of assembly.
- 3.Please follow attached instructions in the same sequence as numbered to assure fast & easy assembly.



Warning !

- 1.Don't attempt to repair or modify parts that are broken or defective.Please contact the store immediately.
- 2.This product is for home use only and not intended for commercial establishment.

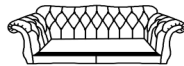


ASSEMBLY TIME PER UNIT: 15 MINUTES

PARTS IDENTIFICATION:


Z HARDWARE PACKAGE

(A) SOFA



1PC

(B) SEAT CUSHION



1PC

(C) LEGS



4PCS

(D) MIDDLE LEG








1PC

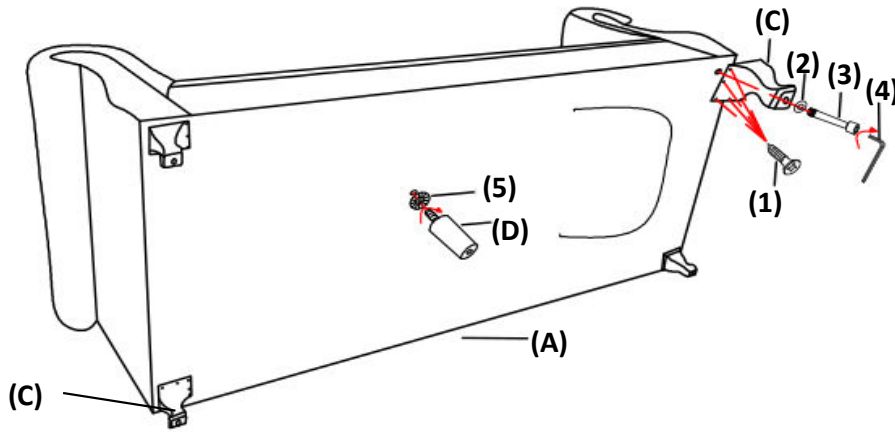
(E) PILLOW



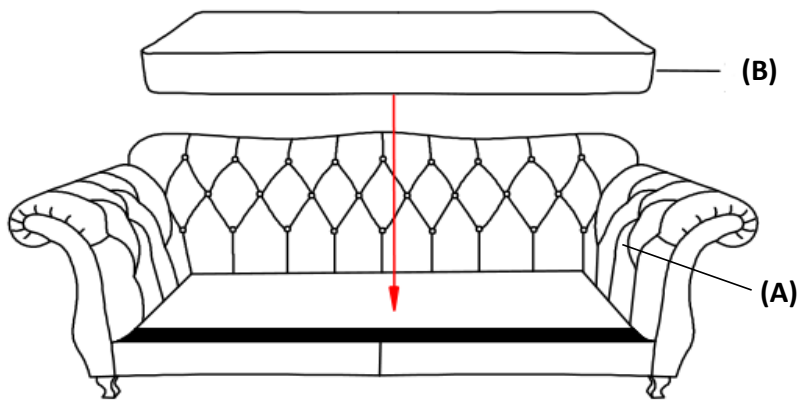
2PCS

NO.	DESCRIPTION	FIGURE	Q'TY
1	SCREW	 M4*30MM	20PCS
2	WASHER	 Ø 6MM	4PCS
3	BOLT	 M6*120MM	4PCS
4	ALLEN WRENCH	 5#	1PCS
5	WASHER		1PCS

STEP1



STEP2



STEP3

