

# T24UR900LP

## UNDER-COUNTER GLASS DOOR REFRIGERATOR

CUSTOM PANEL-READY – LEFT HINGED



Also Available:

- T24UR900RP – Right Hinged Custom Panel-Ready
- T24UR920LS – Left Hinged with Professional Series Handle
- T24UR920RS – Right Hinged with Professional Series Handle
- T24UR910LS – Left Hinged with Masterpiece® Series Handle
- T24UR910RS – Right Hinged with Masterpiece® Series Handle

### FEATURES & BENEFITS

- Customizable cooling modes – Fridge, Pantry and Bar
- SoftClose® door hinges for ultra-smooth closing
- Fully adjustable tempered glass shelves
- Door Open Alarm
- LED theater Lighting
- Sabbath Mode
- Touch electronic controls for temperature management

### GENERAL PROPERTIES

Custom Panel-Ready	Yes
SoftClose® Door	Yes
Lighting	LED Lighting
Tempered Glass Shelves	4
Door Open Alarm	Yes
Quick Chill	Yes
Touch Electronic Controls	Yes
STAR-K Certified Sabbath Mode	Yes

### CAPACITY

Total Unit Gross Capacity (cu. ft.) – AHAM	5.1 cu. ft.
--	-------------

### TEMPERATURE RANGES

Refrigerator	33°F (0.5°C) to 58°F (14.5°C)
Pre-Set Cooling Modes	Refrigerator 37°F (3°C) Pantry 53°F (12°C) Bar 34°F (1°C)

### Quick Chill

Refrigerator 33°F (0.5°C) for approximately 24 hours

### TECHNICAL DETAILS

Watts (W)	150 W
Current (A)	15 Amp
Volts (V)	115 V
Frequency (Hz)	60 Hz
Power Cord Length (in.)	60"
Plug Type	120V 3-Wire

### DIMENSIONS & WEIGHT

Appliance Dimensions (H x W x D) (in.)	34 1/4"* x 23 7/8" x 24"
Required Cutout Size (H x W x D) (in.)	35" x 24 3/16" x 24 9/16"
Net / Gross Weight (lbs.)	190 / 205 lbs.

### EFFICIENCY

ENERGY STAR® Qualified	Yes
Annual Energy Consumption	274 kWh

### WARRANTY

Limited, Entire Appliance, Parts and Labor on any Part of the Refrigerator that Fails Because of a Manufacturing Defect

2 Year

Limited Warranty for Sealed Refrigeration System\*; Parts and Labor

3rd to 6th Year

Limited Warranty for Sealed Refrigeration System\*; Parts Only

7th to 12th Year

\*Height adjustable + 1/2" (13 mm) with legs fully extended

\*\*Sealed refrigeration system includes compressor, evaporator, condenser, dryer / strainer and connection tubing

# T24UR900LP

## UNDER-COUNTER GLASS DOOR REFRIGERATOR

CUSTOM PANEL-READY – LEFT HINGED

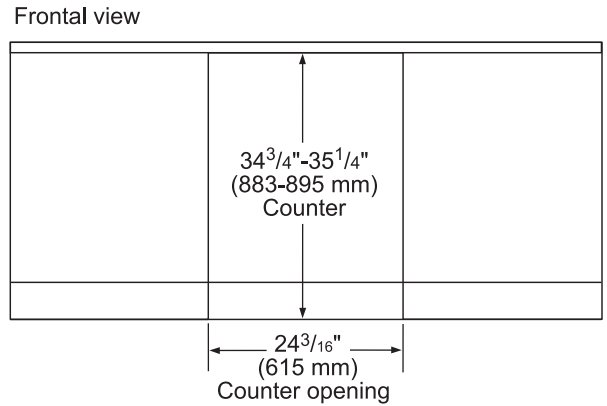


### GLASS DOOR REFRIGERATOR PRODUCT DIMENSIONS

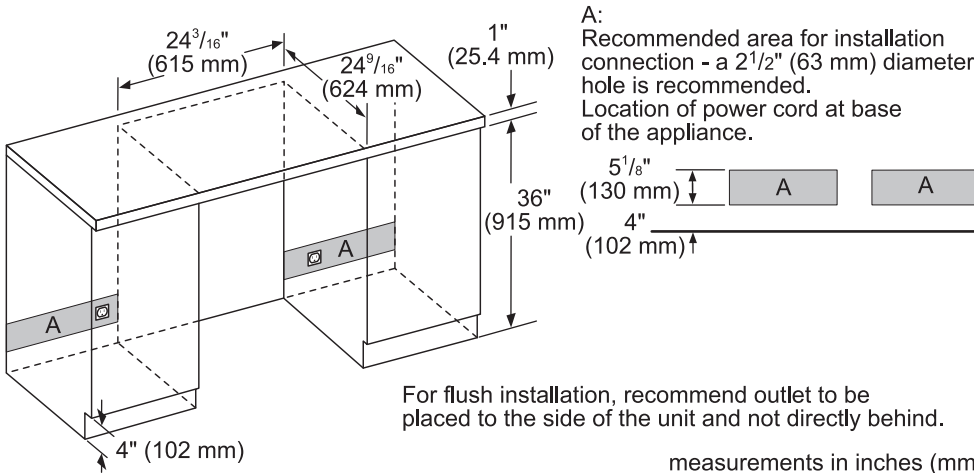


Note: With the legs fully retracted the product has a minimum dimension of 34<sup>1</sup>/<sub>4</sub>" from top to bottom. The legs can be extended up to 1/2".

### GLASS DOOR REFRIGERATOR CUTOUT DIMENSIONS



### GLASS DOOR REFRIGERATOR CUTOUT DIMENSIONS & ELECTRICAL LOCATION



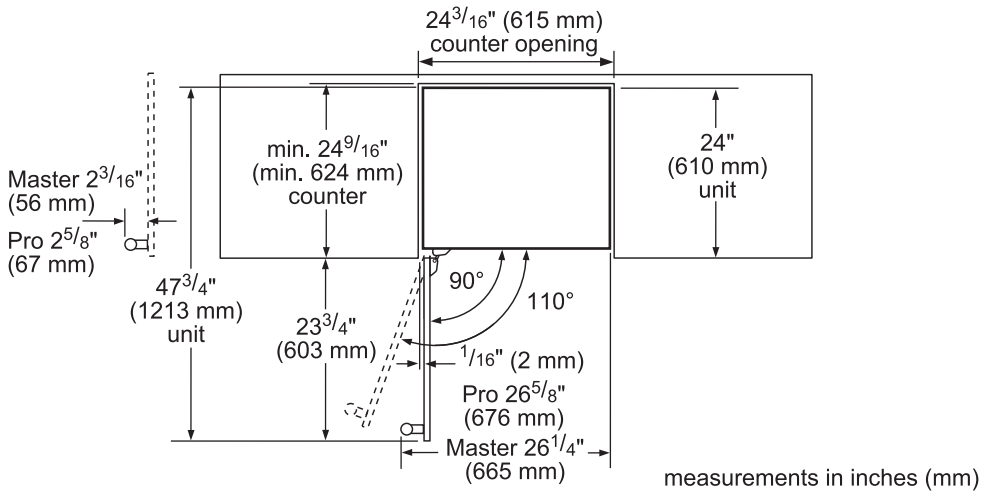
# T24UR900LP

## UNDER-COUNTER GLASS DOOR REFRIGERATOR

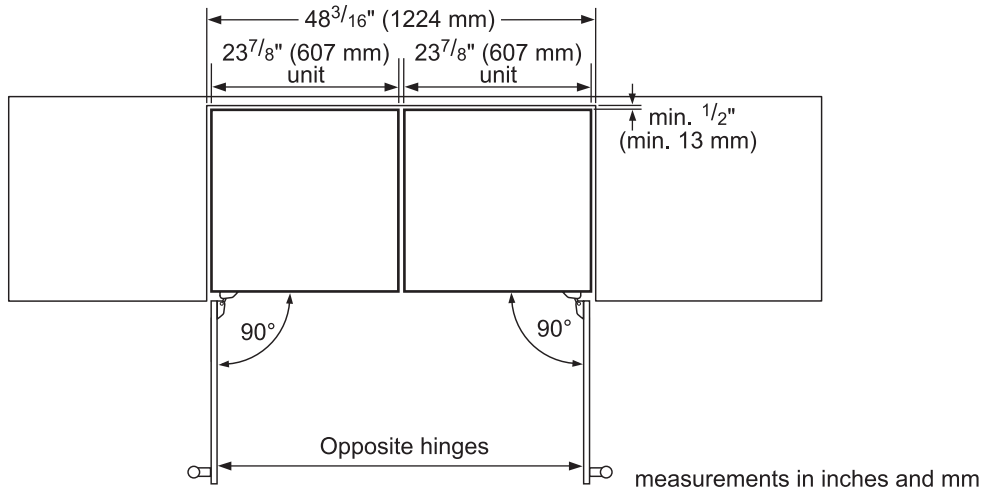
CUSTOM PANEL-READY – LEFT HINGED



### GLASS DOOR REFRIGERATOR CUTOUT & DOOR SWING DIMENSIONS



### GLASS DOOR REFRIGERATOR SIDE-BY-SIDE INSTALLATION



# T24UR900LP

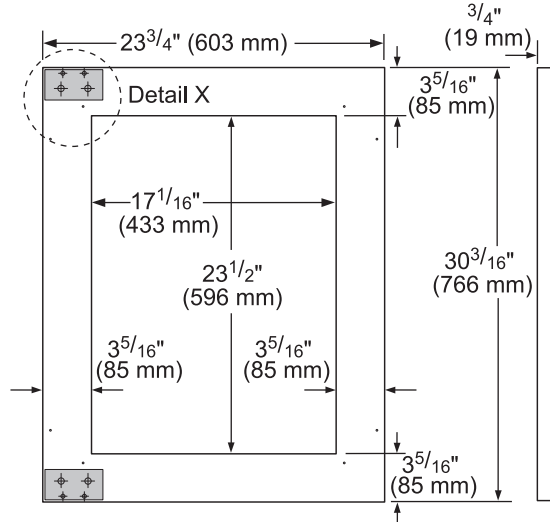
## UNDER-COUNTER GLASS DOOR REFRIGERATOR

CUSTOM PANEL-READY – LEFT HINGED



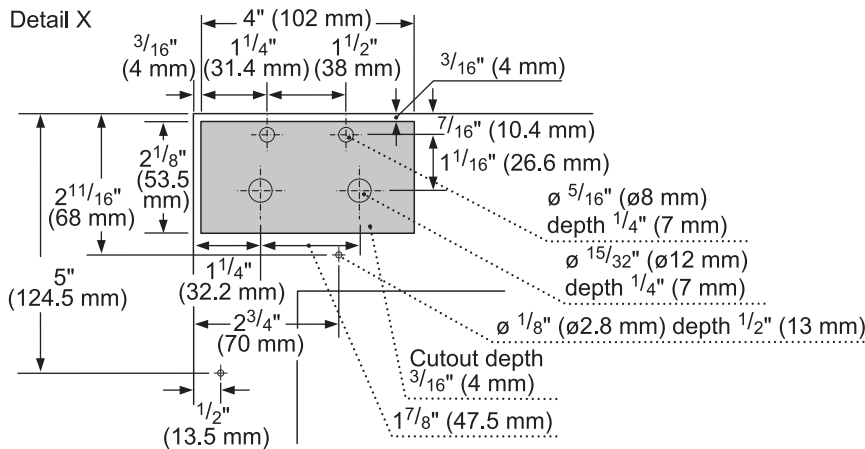
### GLASS DOOR REFRIGERATOR CUSTOM PANEL DIMENSIONS

#### Overlay Panel - Rear View



#### Notes:

1. The thickness of the overlay panel must be  $\frac{3}{4}$ " (19 mm).
2. Overlay panel must not weigh more than 10 lbs (4.54 kg).
3. Overlay panels weighing more than recommended may cause damage to your appliance.
4. It is recommended to have the help of a second person to install the panel.
5. Use the recommended tools in the installation manual to facilitate the installation of the panel. Failure to use the adequate tooling or the help of a second person may result in damage to the panel and/or the appliance.
6. The following graphic shows a custom panel for a door with the hinges installed on the right-hand side. If your wine cellar has hinges installed on the left-hand side, rotate the custom panel  $180^\circ$  so the hinge making will be on the left.



Measurements in inches (mm)

These warranties give you specific legal rights and you may have other rights that vary from state to state. Full warranty and limited warranty from date of installation. For complete warranty details, refer to your Use & Care manual, or ask your dealer.

Specifications are for planning purposes only. Refer to installation instructions and consult your countertop supplier prior to making counter opening. Consult with a heating and ventilation engineer for your specific ventilation requirements. For the most detailed information, refer to installation instructions accompanying product or write to Thermador indicating the model number. Specifications are correct at time of printing. Thermador reserves the right to change product specifications or design without notice. Some models are certified for use in Canada. Thermador is not responsible for products that are transported from the U.S. for use in Canada.