




# HOOKER

## INSTRUCTION FOR 281-70 Wall Unit

\*\*\* please read all instructions carefully before starting the assembly process.\*\*\*

① → ② → ③ → ④ → ⑤ → ⑥ → ⑦ → ⑧

NO.	HARDWARE LIST			QTY
A	Screw		∅ 8x1-1/4"	8pcs
B	Shelf Pin		30(30)x20x2mm	4pcs
C	Screw		∅ 6x1/2"	8pcs

