

Date:	For: <input type="checkbox"/> File <input type="checkbox"/> Resubmit
PO No.:	<input type="checkbox"/> Approval <input type="checkbox"/> Other _____
Architect:	GC:
Engr:	Mech:
Rep:	
(Company)	(Project Manager)



**PMBD3641**  
4-Port Branch Distribution Unit (BD Unit)



**Performance:**

Max Nominal Port Capacity Btu/h (each port: A-C)	24,000
Max Nominal Port Capacity Btu/h (each port: D)	36,000
Max Nominal Unit Capacity Btu/h (sum of ports)	73,000
Power Input (W)	32

**Electrical:**

Power Supply (V <sup>1</sup> /Hz/Ø)	208-230/60/1
Rated Amps (A)	0.16

**Piping:**

Piping Connection to Outdoor Unit:

Liquid Line (in, OD)	3/8
Vapor Line (in, OD)	3/4

Piping Connection to Indoor Unit:

Liquid Line (in, OD)	1/4 (A-C), 1/4 (D)
Vapor Line (in, OD)	3/8 (A-C), 1/2 (D)

**Standard Features:**

- Distributes refrigerant to indoor units
- Internal components are insulated
- Flare joints provided for easy installation
- Compact design

**Operating Range:**

Operating Range (°F DB)	0-150
-------------------------	-------

**Unit Data:**

Net Weight (lbs)	16
Shipping Weight (lbs)	18

**Notes:**

- 1.Acceptable operating voltage: 187V-253V.
- 2.All power/communication cable to be minimum 16 AWG from the outdoor unit to the BD unit and 18 AWG from the BD unit to the indoor unit.
- 3.All power/communication cable to be 4-conductor, stranded, shielded and must comply with applicable local and national code.
- 4.Piping lengths:
  - Maximum height difference between BD unit and indoor units - 32.8 ft
  - Maximum height difference between BD unit and BD unit - 49.2 ft.
  - Maximum piping length between BD unit and indoor units - 49.2 ft
- 5.The BD unit should be installed inside of a building.
- 6.Must follow installation instructions in the applicable LG installation manual.
- 7.Power wiring cable size must comply with the applicable local and national code.
- 8.Includes socket adapters for Port D pipe connection with a 36 MBH indoor unit.

# PMBD3641

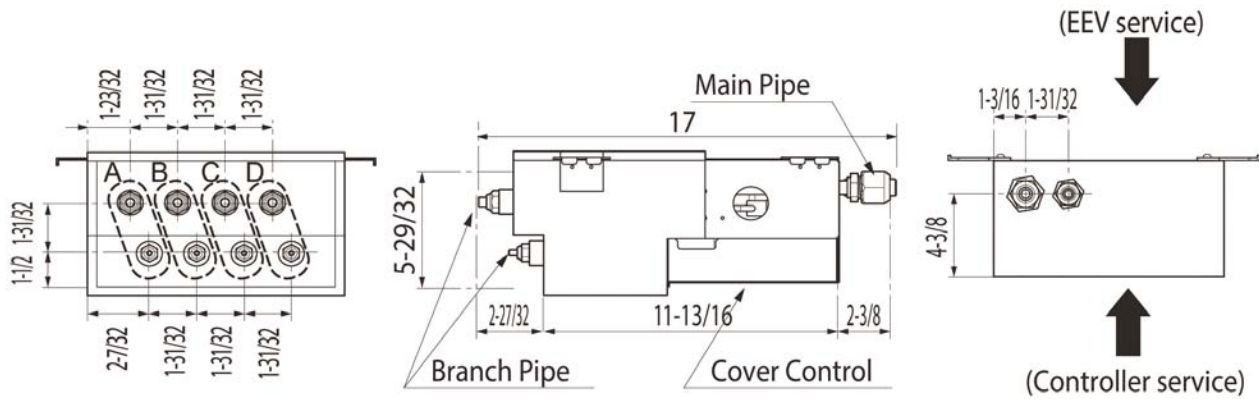
4-Port Branch Distribution Unit (BD Unit)



Tag #:

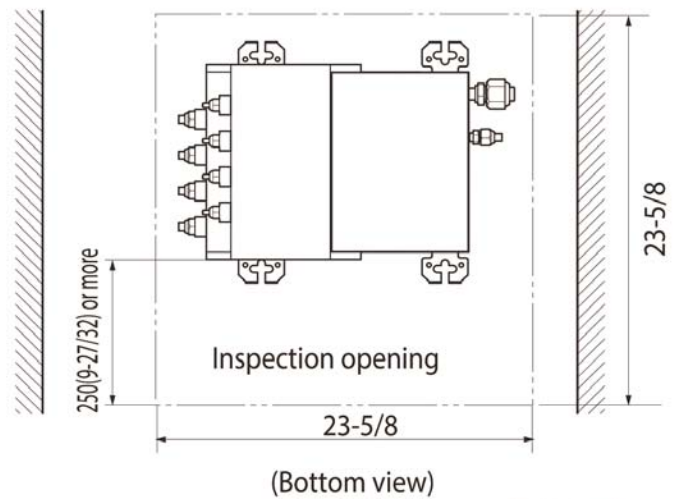
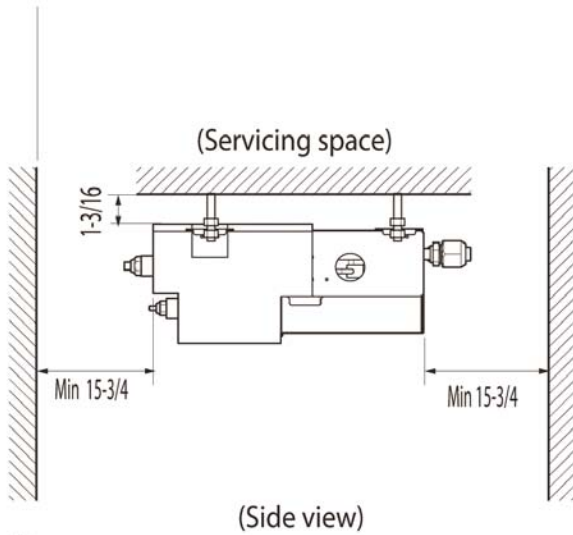
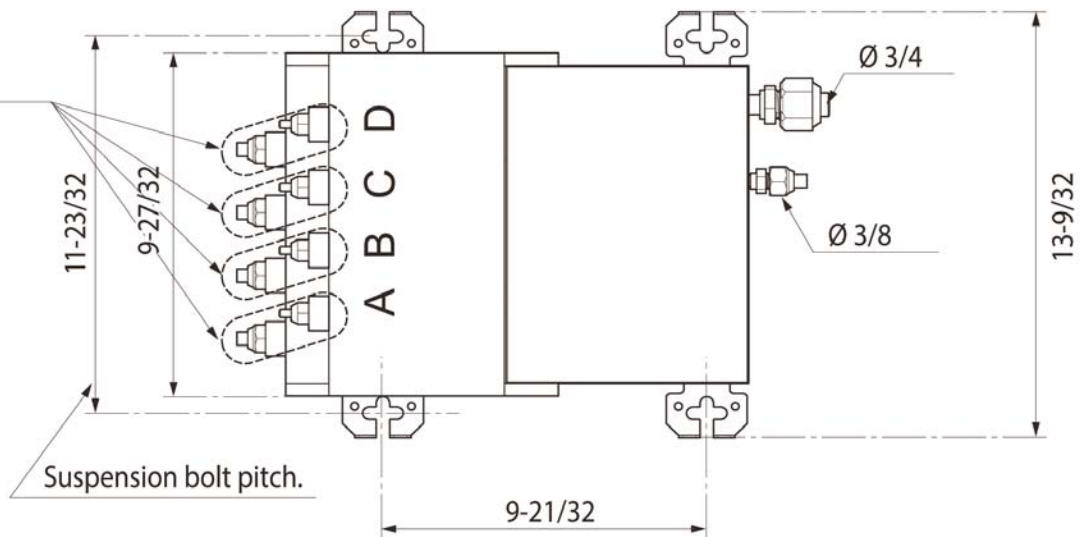
Date:

PO No.:



A-C connections  
Liquid Pipe:  $\varnothing 1/4$   
Gas Pipe:  $\varnothing 3/8$

D connections  
Liquid Pipe:  $\varnothing 1/4$   
Gas Pipe:  $\varnothing 1/2$



Notes

1. For PMBD3620 unit, ports A and B are available.
2. For PMBD3630 unit, ports A, B and C are available.
3. For PMBD3640 and PMBD3641 units, ports A, B, C and D are available.

Unit : inch