



107872N

DINING CHAIR

**ASSEMBLY INSTRUCTION**  
**COASTER FINE FURNITURE**



[www.coastercompany.com](http://www.coastercompany.com)

# Assembly Instruction

**Assembly Tips:**

1. Remove hardware from box and sort by size.
2. Please check to see that all hardware and parts are present prior start of assembly.
3. Please follow attached instructions in the same sequence as numbered to assure fast & easy assembly.



**Warning!**

1. Don't attempt to repair or modify parts that are broken or defective. Please contact the store immediately
2. This product is for home use only and not intended for commercial establishment



ASSEMBLY TIME PER UNIT:	10MINUTES
-------------------------	-----------

**PARTS IDENTIFICATION**

**Z HARDWARE PACKAGE**

**B1:BACK**

**A BACK**



**2PC**

**B2:SEAT**

**B SEAT**



**2PC**

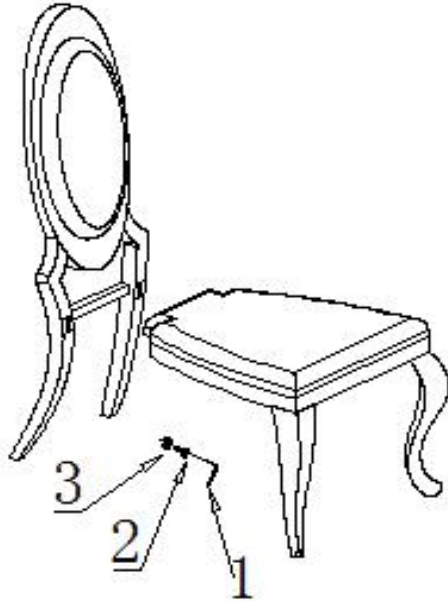
NO.	SIZE	DIAGRAM	QTY
1	Allen wrench 8MM		1
2	Bolts M8x25		8
3	Flat washer Ø10		8
4	Plastic Leg Ø4x8		4

Hardware pack is located in 107872 B2


Item No:107872N

# ASSEMBLY INSTRUCTION


STEP : 1



STEP : 2



STEP : 3



**COASTER.**  
FINE FURNITURE

[www.coastercompany.com](http://www.coastercompany.com)