

IT-36R



FEATURES

- All-refrigerator storage solves capacity problems
- Air purification system fights spoilage, odors
- Ready to be fitted with custom panels and handles to blend with cabinetry
- Nano-coated spill-proof shelves for easy clean-up
- Crispers and deli drawers in low-temp, high-humidity zones for optimum freshness
- Soft-on LED lights for varying degrees of brightness
- Rigorously tested in our U.S. manufacturing facilities to ensure decades of use
- Exceptional 24/7 support from Madison, WI-based Customer Care team
- Soft-close doors and drawers

ACCESSORIES

- Air Purification Cartridge
- Egg Container
- Reduced Toekick Divider
- Stainless Steel Side Panel
- Stainless Steel Top Panel
- Stainless Steel Tubular Handles
- Stainless Steel Pro Handles
- Dual Installation Kits
- Stainless Steel Door Panels With Pro Handle
- Stainless Steel Door Panels With Tubular Handle
- Stainless Steel Drawer Panels With Pro Handles
- Stainless Steel Drawer Panels With Tubular Handles
- Stainless Steel Dual Installation Kickplates

Accessories are available through an authorized dealer.
For local dealer information, visit subzero-wolf.com/locator.



HANDLE ACCESSORIES

PRO



TUBULAR



PRODUCT DETAILS

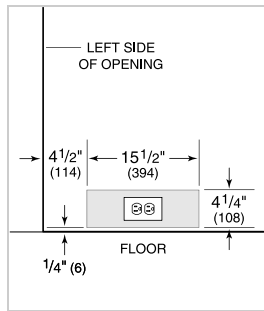
REFRIGERATOR

- Three adjustable glass shelves
- One stationary shelf
- Deli drawer with two adjustable dividers
- Adjustable dairy compartment
- Two adjustable door shelves
- One stationary door shelf
- Sliding crisper drawer cover
- Four adjustable drawer dividers

PRODUCT SPECIFICATIONS

| | |
|-----------------------|--------------------------|
| Model | IT-36R |
| Dimensions | 36"W x 84"H x 24"D |
| Door Clearance | 34 1/2" |
| Drawer Clearance | 18 3/8" |
| Weight | 460 lbs |
| Refrigerator Capacity | 20.5 cu. ft. |
| Electrical Supply | 115 VAC, 60 Hz |
| Electrical Service | 15 amp dedicated circuit |
| Receptacle | 3-prong grounding-type |


ELECTRICAL



PANEL SPECIFICATIONS For complete panels specifications including width/height, weight requirements and thickness requirements visit subzero-wolf.com/reveal.

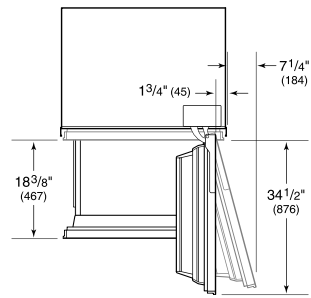
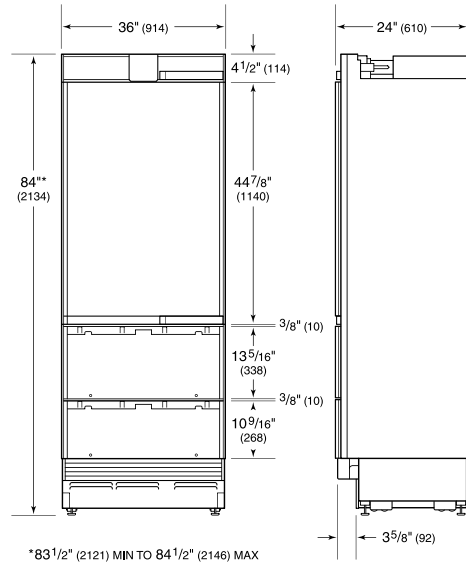
NOTE: Dimensions in parenthesis are in millimeters unless otherwise specified

INTERIOR VIEW

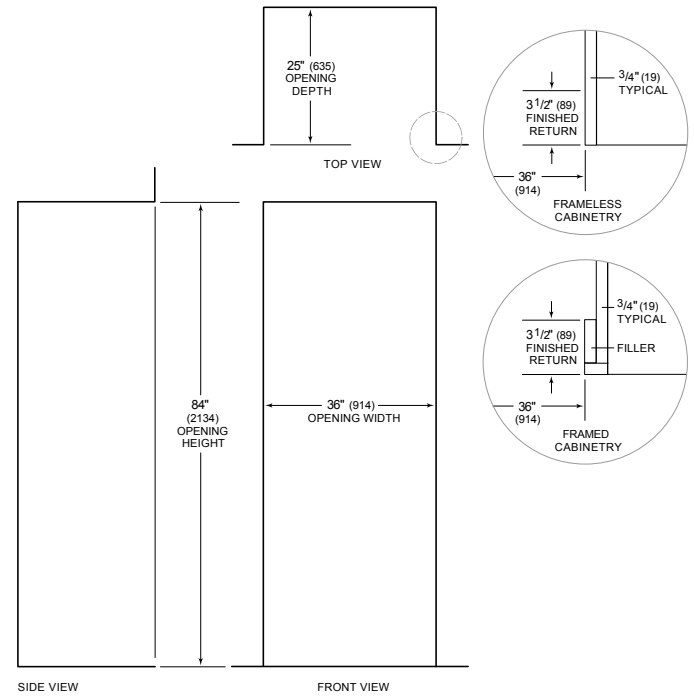


This illustration is intended for interior reference only and may not represent the exterior of the model being specified.

DIMENSIONS



STANDARD INSTALLATION



NOTE: 3 1/2" (89) finished returns will be visible and should be finished to match cabinetry