

FFBD1831U S/W/B

DISHWASHER

18" BUILT-IN



AVAILABLE COLORS



PRODUCT DIMENSIONS

Height (Min. - Max.) 32-1/2" - 34-7/8"

Width 17-5/8"

Depth 23"

MORE EASY-TO-USE FEATURES

Multiple Cleaning Cycle Options

Features easy-to-use cleaning cycle options for your different cleaning needs including Energy Saver, Heavy Wash, and Rinse Only.

ENERGY STAR® Certified

Maximize your energy and dollar savings with ENERGY STAR® Certified Appliances.

Time Saving 24 - Hour Delay Start

Set your dishwasher to run on your schedule. It can be set to run up to 24 hours in advance.

Quiet Operation Won't Run You Out Of The Room

Run your dishwasher while you're in the same room. It runs at 52 DBAs.

Cycle Status Indicators

Know when your dishes are washing, drying and clean with the status indicators.

Filtration System

Removable, self-cleaning filter eliminates food particles, keeping dishes clean.

SIGNATURE FEATURES

A Thorough Clean Every Time

Our top and bottom rack dual spray arm system gives you a thorough clean every time.

National Sanitation Foundation® Certified

Sanitize cycle removes 99.9% of common household bacteria.

Fits up to 8 place settings

Cleans 8 place settings in one cycle.

Heated Drying System

Heating element helps dry your dishes the first time.

CERTIFICATIONS

ENERGY STAR®



ADA Compliant



National Sanitation Foundation



FFBD1831U S/W/B DISHWASHER

FRIGIDAIRE

18" BUILT-IN

FEATURES

Control Design	Ready-Select®
Door Latch	Yes
Stay-Put Door Hinge Design	Yes
Low Rinse-Aid Indicator Light	Yes
Interior Color	Stainless Steel
Interior Design	Standard
Wash System	Direct Feed
Wash Levels	4
Wash Speeds	5
Sound Package	UltraQuiet™ I
Filter	Stainless Steel
Filter Trap	Removable
Food Disposer	Hard
dB Level	52
Drying System	Static Vent

CYCLES

Number of Cycles	6
PowerPlus™ (Heavy)	Yes
Normal	Yes
Rinse Only	Yes
China / Crystal	Yes
1 Hr Wash	Yes
Energy Saver	Yes
Cycle Indicator Light	Yes
Control Lock	Yes

OPTIONS

Heat	Yes
No Heat Dry	Yes
Hi-Temp Wash	Yes
Delay Start	1-24 Hours
Sanitize	Yes

RACK SYSTEM

Rack Design	Deluxe
Rack Coating	Nylon

Lower Rack -

SpaceWise® Silverware Basket	Standard
------------------------------	----------

Upper Rack -

Rack Type	Basic
-----------	-------

CERTIFICATIONS

ENERGY STAR®	Yes
--------------	-----

SPECIFICATIONS

Water Inlet Location	Left Bottom Front
Water Usage (Gallons)	4.9
Water Pressure (PSI)	20 - 120
Integral Air Gap on Supply	Yes
Leveling Legs	4
Power Supply Connection Location	Right Bottom Front
Voltage Rating	120V / 60 Hz / 15A
Connected Load (kW Rating) @ 120 Volts ¹	1.44
Amps @ 120 Volts	8.5
Shipping Weight (Approx.)	71 Lbs.

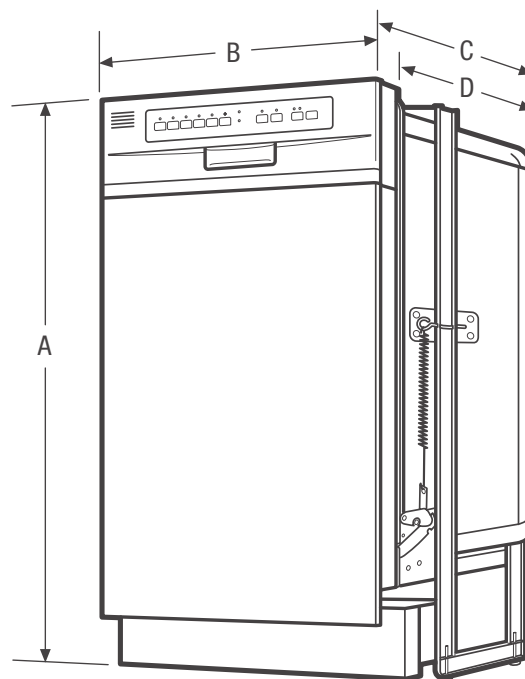
¹For use on adequately wired 120V, dedicated circuit having 2-wire service with a separate ground wire. Appliance must be grounded for safe operation.

PRODUCT DIMENSIONS

A - Height (Min. - Max.)	32-1/2" - 34-7/8"
B - Width	17-5/8"
C - Depth	23"
Depth with Door Open 90°	46"

CUTOUT DIMENSIONS

Height (Min.)	33-1/2"
Height (Max.)	35-1/4"
Width (Min.)	17-5/8-18"
Depth (Min.)	24"

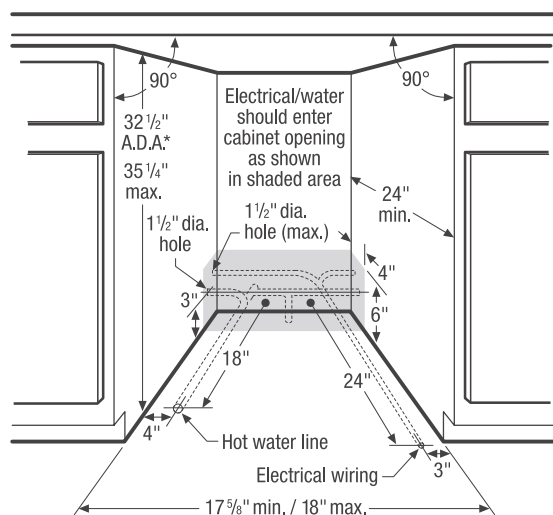
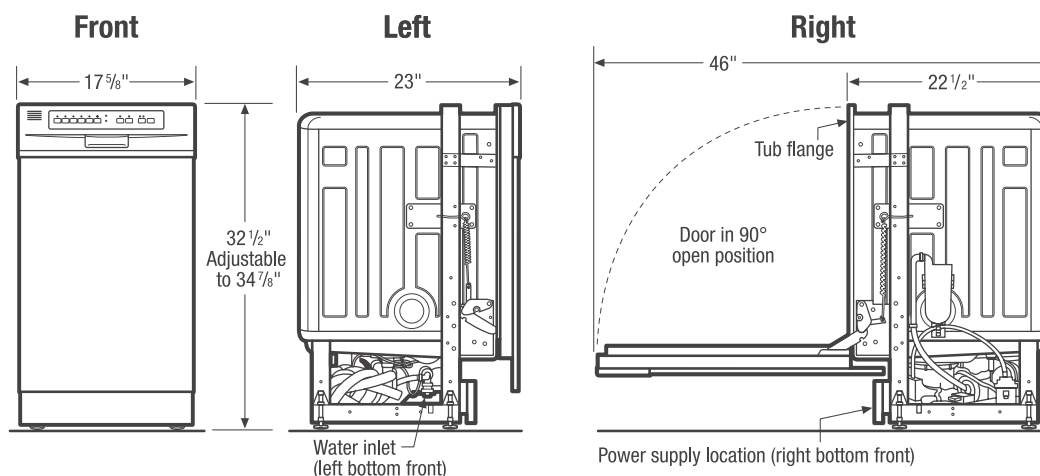


Note: For planning purposes only. Always consult local and national electric, gas and plumbing codes. Refer to Product Installation Guide for detailed installation instructions on the web at frigidaire.com / frigidaire.ca. Specifications subject to change. Accessories information available on the web at frigidaire.com / frigidaire.ca

FRIGIDAIRE

USA • 10200 David Taylor Drive • Charlotte, NC 28262 • 1-800-FRIGIDAIRE • frigidaire.com
CANADA • 5855 Terry Fox Way • Mississauga, ON L5V 3E4 • 1-800-265-8352 • frigidaire.ca

FFBD1831U 01/19
©2019 Electrolux Home Products, Inc.



*A.D.A. installation, (32 1/2") beneath 34"-high countertop may be accomplished by adjusting toekick and leveling legs.

INSTALLATION SPECIFICATIONS

- Product Shipping Weight (approx.) – 71 Lbs.
- Voltage Rating – 120V/60 Hz/15 Amps (*maximum 20 Amps if connected with disposer*)
- Connected Load (kW Rating) @ 120 Volts = 1.44kW
(*For use on adequately wired 120V, dedicated circuit having 2-wire service with a separate ground wire. Appliance must be grounded for safe operation.*)
- Amps @ 120V = 8.5 Amps
- Always consult local and national electric & plumbing codes. Meets requirements of ASSE 1006 — integral air gap on supply.
- Water Pressure – Hot water line to dishwasher must provide between 20 and 120 pounds per square inch (psi).
- Make sure location has right drain, water and electrical outlets to make

connections.

- Keep back free of drain, water & electrical supply.
- Electrical and water supplies should enter cabinet opening on floor, or through back or side walls, as shown in shaded areas.
- Connections preferably located toward left side of dishwasher. Do not cross drain, water or electrical lines in front of motor, blower or frame
- When installing adjacent to wall, cabinet or other obstruction that extends beyond front edge of unit, allow 2" minimum clearance between opened door and obstruction.
- When installing at end of cabinet line, sides must be fully enclosed.
- Do not install unit under a cooktop, damage will occur.



FRIGIDAIRE

USA • 10200 David Taylor Drive • Charlotte, NC 28262 • 1-800-FRIGIDAIRE • frigidaire.com
CANADA • 5855 Terry Fox Way • Mississauga, ON L5V 3E4 • 1-800-265-8352 • frigidaire.ca

Note: For planning purposes only. Always consult local and national electric, gas and plumbing codes. Refer to Product Installation Guide for detailed installation instructions on the web at frigidaire.com / frigidaire.ca.

Specifications subject to change. Accessories information available on the web at frigidaire.com / frigidaire.ca

FFBD1831U 01/19

©2019 Electrolux Home Products, Inc.