

RF25HMIDBSR

SAMSUNG

25 cu. ft. Large Capacity 4-Door French Door Refrigerator with External Water & Ice Dispenser



Signature Features

SpaceMax™ Technology

Creates more room inside without increasing the outside dimensions or compromising energy efficiency.

FlexZone™ Drawer

Flexibility to keep your family's food organized with an adjustable Smart Divider for smart organization.

Fingerprint Resistant Finish

A finish that withstands everyday smudges, so you spend less time cleaning.

Available Colors



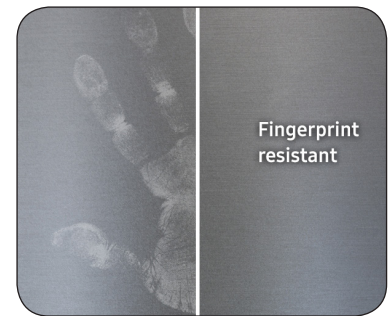
Fingerprint Resistant
Stainless Steel (shown)



Fingerprint Resistant
Black Stainless Steel



SpaceMax™ Technology



Fingerprint Resistant Finish

Design

- Large Capacity of 25 cu. ft.
- SpaceMax™ Technology
- FlexZone™ Drawer
- Fingerprint Resistant Finish
- LED Display with Water and Ice Dispenser
- High-Efficiency LED Lighting

Convenience

- EZ-Open Handle™
- Full-Width Internal FlexZone™ Drawer
- Adjustable Spill-Proof Shelves
- Door Alarm
- Water Filter Indicator

Performance

- Twin Cooling Plus™
- Ice Max™ Ice Maker:
Produces up to 10 lbs of ice daily and stores 4.2 lbs

Rating



ENERGY STAR® Rated:
687 kWh/yr

RF25HMIDBSR

SAMSUNG

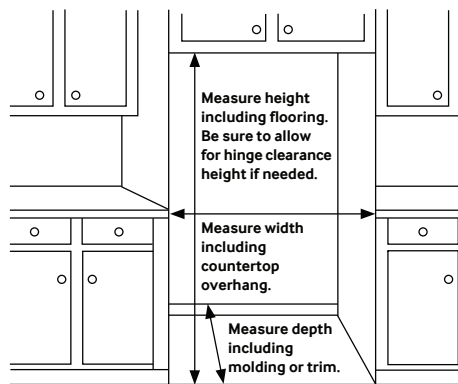
25 cu. ft. Large Capacity 4-Door French Door Refrigerator with External Water & Ice Dispenser

Installation Specifications

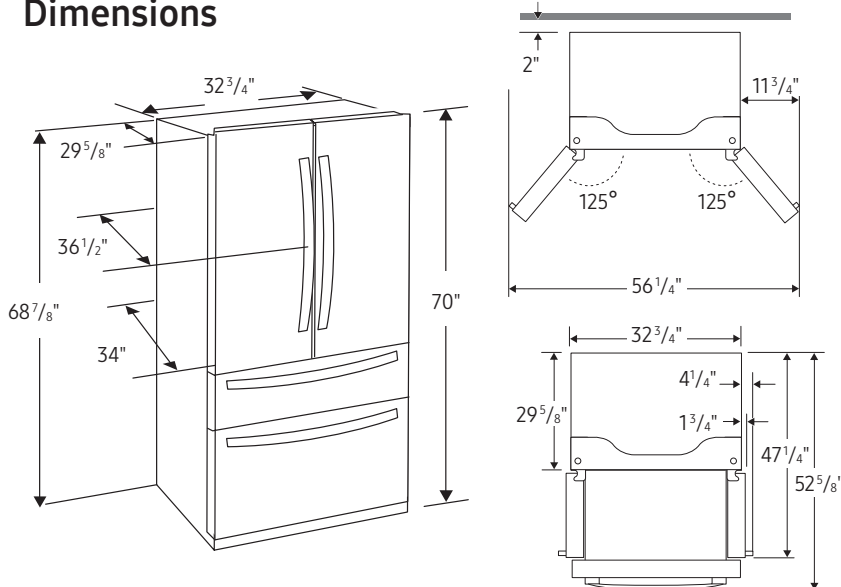
1. Measure the height, width and depth of the opening, making sure to include baseboards, molding tile, countertop overhang, etc. Check to be sure there is enough room to open the door (consider walls, islands or other obstacles when measuring).
2. Refer to illustration below to determine dimensions.
3. Allow 2.5" of clearance on hinge side of refrigerator when installing next to a wall where handle may make contact.
4. Allow 1" minimum clearance at rear for proper air circulation and water/electrical connections. Allow a 3/8" minimum clearance at sides and top for ease of installation.
5. Ensure each door and entryway in the home is wide enough for the refrigerator to be moved through easily.

For optimal usage and to be able to open refrigerator doors completely, do not install next to a wall.

Please note: The following dimension and cutout information is for planning purposes only. For complete installation details, consult manual packed with product, or download manual online at samsung.com.



Dimensions



Total Capacity: 24.73 cu. ft.

Refrigerator: 13.98 cu. ft.

- External Filtered Water and Ice Dispenser
 - Crushed or Cubed Ice
- FlexZone™ Drawer
- 5 Tempered Glass Spill-Proof Shelves
- 2 Humidity-Controlled Crispers
- 6 Door Bins
 - Right Door: 3 Gallon Bins
 - Left Door: 3 Regular Bins
- Adjustable Shelves for Tall, Oversized Items
- High-Efficiency LED Lighting

Freezer: 7.32 cu. ft.

- EZ-Open Handle™
- 1 Large Opaque Bin with 1 Divider
- Auto Pull-Out Upper Drawer
- High Efficiency LED Lighting

Accessories

Water Filter: HAF-CIN/EXP (DA29-00020B)

Warranty

One (1) Year Parts and Labor on Refrigerator
Five (5) Years Parts and Labor on Sealed Refrigeration System Only*
Ten (10) Years Parts and Five (5) Years Labor on Digital Inverter Compressor

*Compressor, evaporator, condenser, drier and connecting tubing.

Product Dimensions & Weight

Dimensions (WxHxD with hinges, handles and doors):
32³/₄" x 70" x 36¹/₂"

Dimensions (WxHxD without hinges and door):
32³/₄" x 68⁷/₈" x 29⁵/₈"

Dimensions (WxHxD with hinge and door, no handle):
32³/₄" x 70" x 34"

Weight: 340 lbs

Shipping Dimensions & Weight (WxHxD)

Dimensions: 35¹/₄" x 76" x 36¹/₄"

Weight: 364 lbs

Color

Fingerprint Resistant
Stainless Steel

Model

RF25HMIDBSR

UPC Code

887276455143

Fingerprint Resistant
Black Stainless Steel

RF25HMIDBSG

887276455136